



**KAB
PACKAGING ITEMS
2010/ 2011**

**Funders: Governments of NSW, VIC, QLD, WA, SA, TAS, ACT, NT
& National Packaging Covenant Industry Association (NPCIA)**

Prepared for: Keep Australia Beautiful National Association
GPO Box 193, Canberra ACT 2601
M: 0419 016 401, scottl@kab.org.au
P: 02 9698 8773, www.kab.org.au
Project No: 8837
Date: July 2011

CONTENTS

Appendix 2: Packaging Items.....	3
Introduction.....	4
At a Glance.....	4
Comparisons by Site Types.....	4
Comparison by Main Material Types	7
Tables: Packaging Items and Volumes per 1000m ²	9
Tables: Packaging Items and Volumes Tables	13

Appendix 2: Packaging Items

Introduction

The packaging litter report allows a closer focus on packaging litter by excluding non packaging items. The non packaging items that were excluded in this report were:

- Cigarette butts
- Paper publications (e.g. newspapers, magazines, junk mail and free circulars)
- Paper shopper docketts and related shopping paper (e.g. shopping lists)
- Tickets (e.g. bus, train, ATM, vending machine etc)
- Other or uncategorised paper and paperboard items

At a Glance

The overall average number of packaging items per 1,000m² across all 983 sites surveyed in the 2010/11 National Litter Index was 20 items, while the overall average estimated of packaging volume per 1,000m² was 4.65 litres. These figures represent a decrease to the number of items per 1,000m² (21 items) and to the volume of litter per 1,000m² (4.98 litres) in comparison to the findings for the year 2009/10.

Industrial locations were associated with the largest number of packaging items and packaging volume per 1,000m² in the litter stream. While plastic litter objects contributed the largest number of items and amount of volume per 1,000m² to the litter stream among sites nationally.

Comparisons by Site Types

As outlined, the largest numbers of package items per 1,000m² in the litter stream were located within industrial sites (38 items, the same as 2009/10). The numbers of package items per 1,000m² at other sites included:

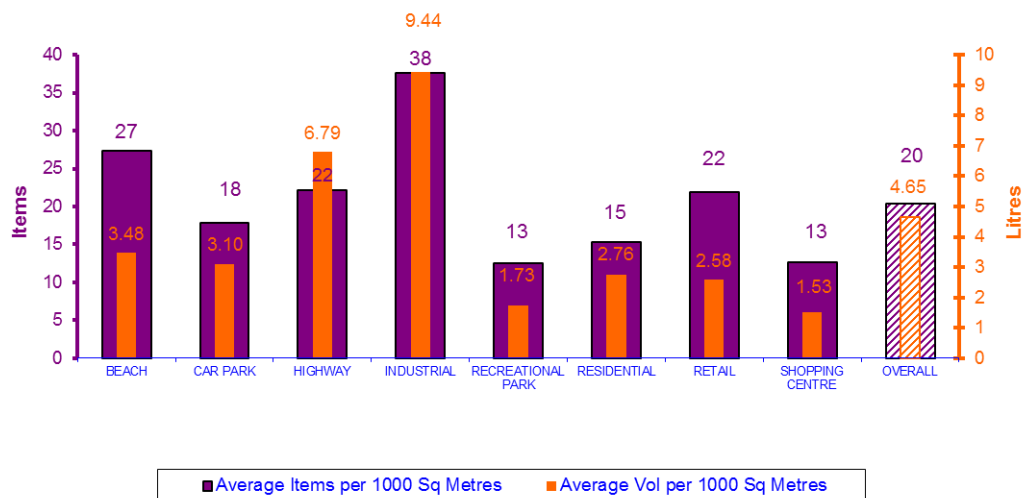
- Beaches (27 items, up from 26 items in 2009/10)
- Highways (22 items, up from 21 items in 2009/10)

- Retail sites (22 items, down from 29 items in 2009/10)
- Car parks (18 items, down from 19 items in 2009/10)
- Residential sites (15 items, down from 17 items in 2009/10)
- Recreational parks (13 items, down from 14 items in 2009/10)
- Shopping centres (13 items, down from 15 items in 2009/10)

Similarly, industrial locations (9.44 litres, down from 9.51 litres in 2009/10) were associated with the largest packaging volume per 1,000m² in the litter stream. At other site types the packaging volume per 1,000m² estimates were:

- Highways (6.79 litres, down from 7.05 litres in 2009/10)
- Beaches (3.48 litres, unchanged from 2009/10)
- Car parks (3.10 litres, down from 3.41 litres in 2009/10)
- Residential sites (2.76 litres, down from 3.11 litres in 2009/10)
- Retail sites (2.58 litres, down from 3.93 litres in 2009/10)
- Recreational parks (1.73 litres, down from 1.83 litres in 2009/10)
- Shopping centres (1.53 litres, down from 2.39 litres in 2009/10)

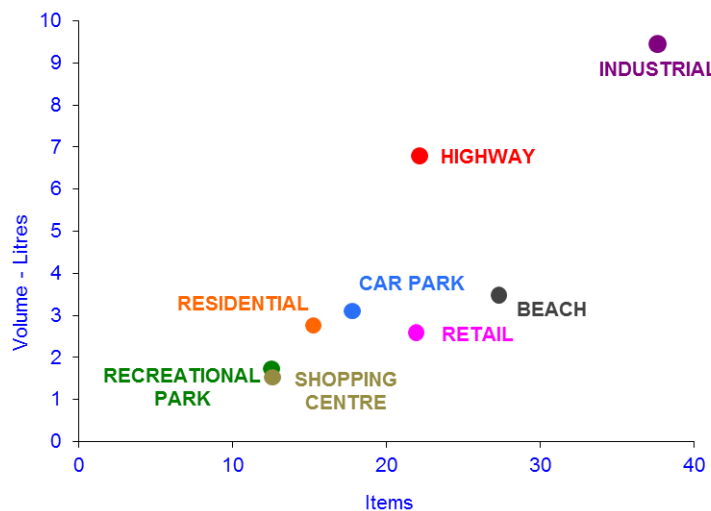
**Packaging Items and Volume per 1000 Square Metres
by Site Type - NATIONAL - 2010/2011**



Packaging items and volume estimates per 1,000m² nationally identify differential patterns across site types. When comparing site types with each other the site characteristics which were evident were as follows:

- Industrial sites were associated a large number of packaging items as well as large packaging volumes
- Highway sites were associated moderate numbers of packaging items and moderate packaging volumes
- Retail sites and beaches were associated with moderate numbers of packaging items but small packaging volumes
- Car parks and residential sites were associated with small to moderate numbers of packaging items but small packaging volumes
- Recreational Parks and shopping centres were associated with small numbers of packaging items and small packaging volumes

Packaging Items and Volume per 1000 Square Metres by Site Type - NATIONAL - 2010/ 2011



Comparison by Main Material Types

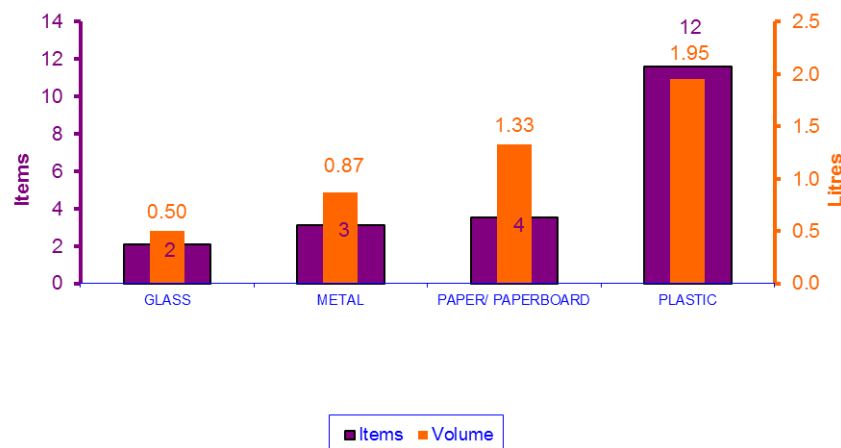
Plastic packaging objects contributed the largest number of items per 1,000m² (12 items, unchanged from 2009/10) to the litter stream. The overall number of other material packaging items per 1,000m² also included:

- Paper/ paperboard objects (4 items, unchanged from 2009/10)
- Metal objects (3 items, unchanged from 2009/10)
- Glass objects (2 items, unchanged from 2009/10)

Plastic litter objects also contributed the largest packaging volumes per 1,000m² (1.95 litres, down from 2.16 litres in 2009/10) to the litter stream. The packaging volumes per 1,000m² of other materials in the litter stream included:

- Paper/ paperboard objects (1.33 litres, down from 1.39 litres in 2009/10)
- Metal objects (0.87 litres, down from 0.90 litres in 2009/10)
- Glass objects (0.50 litres, down from 0.53 litres in 2009/10)

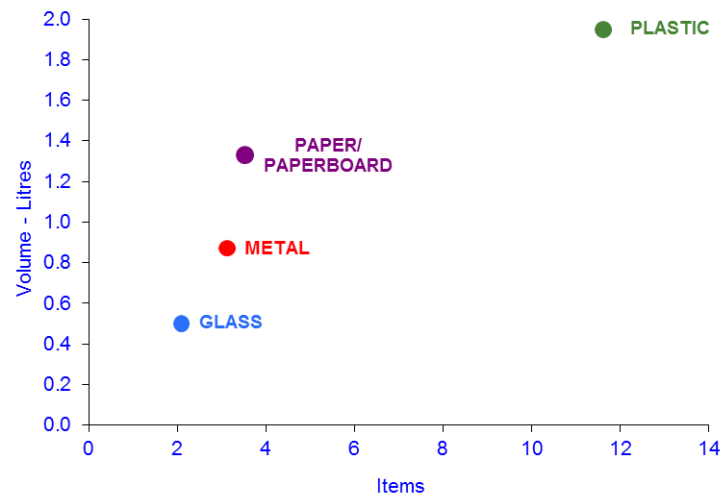
**Packaging Items and Volume per 1,000 Square Metres
by Main Material Type - NATIONAL - 2010/ 2011**



Figures for packaging items and volumes per 1,000m² across main material types identify the following characteristics of packaging objects in the litter stream:

- Plastic packaging contributed both a large number of items and large volumes to the litter stream
- Paper/ paperboard packaging contributed a small to moderate number of items and moderate volumes of litter
- Metal packaging items contributed a small number of items and moderate volumes to the overall litter stream
- Glass packaging items contributed both a small number of items and low volumes to the litter stream

Packaging Items and Volume per 1000 Square Metres by Main Material Type - NATIONAL - 2010/ 2011



***Tables:
Packaging Items and
Volumes per 1000m²***

Sub-category		2010/ 2011 Average - Items	2010/ 2011 Average - Volume - Litres	2010/ 2011 Items per 1,000 Sq. Metres	2010/ 2011 Vol. per 1,000 Sq. Metres - Litres	
GLASS	Alcoholic sodas / spirit-based mixers, all sizes	Alcoholic beverage container	134	50.1562	0.09	0.0334
	Beer, < 750ml, all colours of glass	Alcoholic beverage container	801	383.8398	0.53	0.2559
	Beer, 750ml or more, all colours of glass	Alcoholic beverage container	148	119.9244	0.10	0.0800
	Cider/fruit based etc.	Alcoholic beverage container	15	6.8145	0.01	0.0045
	Flav. water/soft drink (carbonated) <1 litre	Non-alcoholic beverage container	45	34.0216	0.03	0.0227
	Flav. water/soft drink (carbonated) 1 litre+	Non-alcoholic beverage container	9	14.0590	0.01	0.0094
	Flav.wtr/fruit j. dr/sprts dr, (non-carb), <1 litre	Non-alcoholic beverage container	88	26.4968	0.06	0.0177
	Flav.wtr/fruit j. dr/sprts dr, (non-carb), 1 litre+	Non-alcoholic beverage container	6	9.9240	0.00	0.0066
	Fruit juice, < 1 litre	Non-alcoholic beverage container	28	8.4422	0.02	0.0056
	Fruit juice, 1 litre or more	Non-alcoholic beverage container	4	6.2800	0.00	0.0042
	Other glass	Other	1783	35.0083	1.19	0.0233
	Plain water (carbonated or non-carb.), <1 litre	Plain water container	27	10.9922	0.02	0.0073
	Plain water (carbonated or non-carb.), 1 litre+	Plain water container	6	5.8259	0.00	0.0039
	Wine & spirit, all sizes	Alcoholic beverage container	40	35.6560	0.03	0.0238
	Wine cooler, all sizes	Alcoholic beverage container	5	1.6844	0.00	0.0011
	GLASS - Total			3135	749.1251	2.09
METAL	Aerosols - pressure packs	Other	39	26.6854	0.03	0.0178
	Alcoholic sodas & spirit-based mixers	Alcoholic beverage container	485	272.2406	0.32	0.1815
	Beer, aluminium, all types, all sizes	Alcoholic beverage container	355	152.9313	0.24	0.1020
	Cider/fruit based etc.	Alcoholic beverage container	12	4.9611	0.01	0.0033
	Flav. water/soft drink, (carbonated), all sizes	Non-alcoholic beverage container	1280	551.9763	0.85	0.3680
	Flav. water/soft drink, (non-carb), all sizes	Plain water container	113	43.1208	0.08	0.0288
	Foil take away	Food container or utensil	300	138.4828	0.20	0.0923
	Food cans (including pet food)	Food container or utensil	94	43.3653	0.06	0.0289
	Industrial cans - all types	Other	15	66.2656	0.01	0.0442
	Metal bottle tops and can pull rings	Other	1996	7.9840	1.33	0.0053
	METAL - Total			4686	1308.0131	3.12

Sub-category		2010/ 2011 Average - Items	2010/ 2011 Average - Volume - Litres	2010/ 2011 Items per 1,000 Sq. Metres	2010/ 2011 Vol. per 1,000 Sq. Metres - Litres	
PAPER/PAPERBOARD	Cartons, flavoured milk < 1 litre	Non-alcoholic beverage container	342	256.3974	0.23	0.1710
	Cartons, flavoured milk 1 litre+	Non-alcoholic beverage container	16	15.6962	0.01	0.0105
	Cartons, fruit juice, < 1 litre	Non-alcoholic beverage container	66	41.5459	0.04	0.0277
	Cartons, fruit juice, 1 litre+	Non-alcoholic beverage container	4	7.2450	0.00	0.0048
	Cartons, milk, plain (white) all sizes	Non-alcoholic beverage container	27	26.8355	0.02	0.0179
	Cigarette packets	Cigarette packets	1091	237.6962	0.73	0.1585
	Cups/take away containers	Food container or utensil	1796	1309.1942	1.20	0.8729
	Flav. water/fruit j. drink/sports drink, non-carb, <1 litre	Non-alcoholic beverage container	46	11.9256	0.03	0.0080
	Flav. water / fruit j. drink/ sports drink, (non-carb), 1 litre+	Non-alcoholic beverage container	10	20.7000	0.01	0.0138
	Ice cream wrappers	Food container or utensil	285	0.6828	0.19	0.0005
	Packages & boxes	Other	706	56.4800	0.47	0.0377
	Paper bags	Other	886	9.3686	0.59	0.0062
	PAPER/ PAPERBOARD - Total			5273	1993.7673	3.52

Sub-category		2010/ 2011 Average - Items	2010/ 2011 Average - Volume - Litres	2010/ 2011 Items per 1,000 Sq. Metres	2010/ 2011 Vol. per 1,000 Sq. Metres - Litres	
PLASTIC	6 ring can holders	Other	60	0.0900	0.04	0.0001
	Bags - heavier glossy typically branded carry bags	Shopping bag	85	7.4022	0.06	0.0049
	Bags - supermarket type light weight carry bags	Shopping bag	568	19.2779	0.38	0.0129
	Bread bag tags	Other	167	0.0384	0.11	0.0000
	Containers, domestic type	Other	83	686.7300	0.06	0.4579
	Containers, industrial e.g. oil	Other	17	381.7860	0.01	0.2546
	Drink pouches	Non-alcoholic beverage container	26	2.2425	0.02	0.0015
	Flav. milk, <1 litre	Non-alcoholic beverage container	259	137.7030	0.17	0.0918
	Flav. milk, 1 litre+	Non-alcoholic beverage container	30	64.1007	0.02	0.0427
	Flav.wtr/fruit j. dr, spts dr etc.(non-carb) <1 litre	Non-alcoholic beverage container	164	90.9240	0.11	0.0606
	Flav. wtr/fruit j. dr, spts dr etc.(non-carb) 1 litre+	Non-alcoholic beverage container	58	95.1050	0.04	0.0634
	Flav. water/soft drink (carbonated) <1 litre	Non-alcoholic beverage container	668	415.5695	0.45	0.2771
	Flav. water/soft drink (carbonated) 1 litre+	Non-alcoholic beverage container	118	194.3450	0.08	0.1296
	Fruit juice <1 litre	Non-alcoholic beverage container	91	48.2094	0.06	0.0321
	Fruit juice, 1 litre+	Non-alcoholic beverage container	26	55.5539	0.02	0.0370
	Lollipop sticks	Food container or utensil	636	0.3368	0.42	0.0002
	Other plastic	Other	4916	6.1450	3.28	0.0041
	Packing tape & straps	Other	655	0.1769	0.44	0.0001
	Plain water (carbonated or non-carb) <1 litre	Plain water container	294	231.6426	0.20	0.1544
	Plain water (carbonated or non-carb) 1 litre+	Plain water container	40	61.6628	0.03	0.0411
	Plastic bottle tops	Other	1343	10.7467	0.90	0.0072
	Sacks - sheeting - other bags	Other	420	0.1323	0.28	0.0001
	Snack bags & confectionary wrappers	Food container or utensil	2773	21.7087	1.85	0.0145
	Spoons/ cutlery	Food container or utensil	495	4.7472	0.33	0.0032
	Straws	Food container or utensil	1631	6.7279	1.09	0.0045
	Styrene foam boxes, sheets, etc	Other	422	15.8063	0.28	0.0105
	Take away & cups	Food container or utensil	1340	277.4068	0.89	0.1850
	White milk, all sizes	Non-alcoholic beverage container	38	80.1259	0.03	0.0534
	Wine cask bladders	Alcoholic beverage container	15	6.9000	0.01	0.0046
	PLASTIC - Total		17432	2923.3432	11.62	1.9492
GRAND TOTAL		30525	6974.2487	20.35	4.6501	

***Tables:
Packaging Items and
Volumes Tables***

National - Nov 2010 Packaging Items		Items								
		Beach	Car Park	Highway	Industrial	Recreational Park	Residential	Retail	Shopping Centre	Total
GLASS	Alcoholic sodas / spirit-based mixers, all sizes	4	25	61	19	3	7	2	1	122
	Beer, all colours of glass, <750ml	23	82	383	116	44	52	15	11	726
	Beer, all colours of glass, 750ml+	15	19	80	34	11	18	4	1	182
	Cider/fruit based etc.	0	1	10	0	0	3	0	0	14
	Flav.wtr/fruit j. dr/sprts dr, (non-carb), <1 litre	1	6	24	12	3	8	0	1	55
	Flav.wtr/fruit j. dr/sprts dr, (non-carb), 1 litre+	0	0	2	4	0	2	0	0	8
	Flav. water/soft drink (carbonated) <1 litre	5	8	31	11	9	7	2	7	80
	Flav. water/soft drink (carbonated) 1 litre+	1	1	0	0	0	0	6	0	8
	Fruit juice, < 1 litre	5	1	6	1	3	8	3	1	28
	Fruit juice, 1 litre+	0	1	1	2	2	0	0	0	6
	Other glass	176	404	513	209	103	209	115	24	1753
	Plain water (carbonated or non-carb.), <1 litre	2	2	10	8	0	3	2	0	27
	Plain water (carbonated or non-carb.), 1 litre+	0	0	0	3	1	0	0	0	4
	Wine & spirit, all sizes	1	6	19	5	0	2	5	1	39
Wine cooler, all sizes	1	0	5	2	0	0	0	0	8	
Total	234	556	1145	426	179	319	154	47	3060	
METAL	Aerosols - pressure packs	1	3	15	3	6	6	2	1	37
	Alcoholic sodas & spirit-based mixers	17	33	301	48	12	30	19	15	475
	Beer, aluminium, all types, all sizes	16	13	217	50	9	19	7	2	333
	Cider/fruit based etc.	0	0	2	2	0	0	0	0	4
	Flav. water/soft drink, (carbonated), all sizes	38	81	639	204	53	97	45	18	1175
	Flav. water/soft drink, (non-carb), all sizes	5	24	77	21	8	15	5	7	162
	Foil take away	15	40	105	36	30	43	25	8	302
	Food cans (including pet food)	6	7	32	43	1	7	1	0	97
	Industrial cans - all types	0	5	5	7	0	0	0	0	17
	Metal bottle tops and can pull rings	131	551	388	255	273	192	261	116	2167
	Total	229	757	1781	669	392	409	365	167	4769

National - Nov 2010 Packaging Items		Items								
		Beach	Car Park	Highway	Industrial	Recreational Park	Residential	Retail	Shopping Centre	Total
PAPER/PAPERBOARD	Cartons, flavoured milk < 1 litre	7	19	201	46	9	37	9	11	339
	Cartons, flavoured milk 1 litre+	0	3	4	6	0	1	0	1	15
	Cartons, fruit juice, < 1 litre	1	9	10	13	9	9	0	0	51
	Cartons, fruit juice, 1 litre+	0	0	2	1	0	0	0	0	3
	Cartons, milk, plain (white) all sizes	1	4	14	5	0	0	1	2	27
	Cigarette packets	30	158	429	202	24	129	51	35	1058
	Cups/take away containers	65	233	784	243	72	139	38	55	1629
	Flav. water/fruit j. drink/sports drink, non-carb, <1 litre	7	7	9	2	0	8	4	2	39
	Flav. water / fruit j. drink/ sports drink, (non-carb), 1 litre+	0	1	2	2	1	2	0	0	8
	Ice cream wrappers	29	25	110	42	24	34	24	10	298
	Packages & boxes	18	48	383	124	18	49	20	14	674
	Paper bags	45	96	339	125	33	82	61	46	827
	Total	203	603	2287	811	190	490	208	176	4968

National - Nov 2010 Packaging Items		Items								
		Beach	Car Park	Highway	Industrial	Recreational Park	Residential	Retail	Shopping Centre	Total
PLASTIC	6 ring can holders	3	5	8	15	10	4	3	0	48
	Bags - heavier glossy typically branded carry bags	5	5	46	4	2	12	3	2	79
	Bags - supermarket type light weight carry bags	41	58	194	72	31	85	34	20	535
	Bread bag tags	17	18	24	13	58	14	8	5	157
	Containers, domestic type	0	2	51	10	4	8	1	0	76
	Containers, industrial e.g. oil	0	0	8	8	0	0	0	0	16
	Drink pouches	2	2	12	2	2	1	4	0	25
	Flav. milk, <1 litre	5	15	134	58	4	21	10	3	250
	Flav. milk, 1 litre+	1	0	16	0	2	2	1	0	22
	Flav.wtr/fruit j. dr, sprts dr etc.(non-carb) <1 litre	6	35	80	27	12	16	3	1	180
	Flav. wtr/fruit j. dr, sprts dr etc.(non-carb) 1 litre+	1	4	29	13	3	3	0	0	53
	Flav. water/soft drink (carbonated) <1 litre	8	73	302	111	14	29	12	17	566
	Flav. water/soft drink (carbonated) 1 litre+	2	13	50	15	5	7	1	1	94
	Fruit juice <1 litre	1	10	34	14	15	5	3	5	87
	Fruit juice, 1 litre+	3	1	14	6	2	0	0	0	26
	Lollipop sticks	71	93	98	24	123	74	76	50	609
	Other plastic	326	598	1734	866	198	514	308	249	4793
	Packing tape & straps	21	33	257	190	28	50	37	10	626
	Plain water (carbonated or non-carb) <1 litre	18	38	112	58	14	23	17	11	291
	Plain water (carbonated or non-carb) 1 litre+	1	4	10	6	1	3	0	2	27
	Plastic bottle tops	123	183	366	157	101	163	121	59	1273
	Sacks - sheeting - other bags	18	12	216	105	9	21	4	3	388
	Snack bags & confectionary wrappers	214	315	752	290	247	407	187	146	2558
	Spoons/ cutlery	46	101	141	49	50	82	62	32	563
	Straws	166	287	453	164	176	187	154	104	1691
	Styrene foam boxes, sheets, etc	16	18	192	127	4	21	12	5	395
	Take away & cups	64	162	484	181	73	105	48	48	1165
	White milk, all sizes	0	6	15	3	2	1	0	0	27
	Wine cask bladders	1	0	9	0	1	2	0	0	13
Total	1180	2091	5841	2588	1191	1860	1109	773	16633	
GRAND TOTAL	1846	4007	11054	4494	1952	3078	1836	1163	29430	

National - Nov 2010 Packaging Items		Volume - Litres								
		Beach	Car Park	Highway	Industrial	Recreational Park	Residential	Retail	Shopping Centre	Total
GLASS	Alcoholic sodas / spirit-based mixers, all sizes	1.4972	9.3575	22.8323	7.1117	1.1229	2.6201	0.7486	0.3743	45.6646
	Beer, all colours of glass, <750ml	11.0285	39.3190	183.6485	55.6220	21.0980	24.9340	7.1925	5.2745	348.1170
	Beer, all colours of glass, 750ml+	12.1545	15.3957	64.8240	27.5502	8.9133	14.5854	3.2412	0.8103	147.4746
	Cider/fruit based etc.	0.0000	0.4543	4.5430	0.0000	0.0000	1.3629	0.0000	0.0000	6.3602
	Flav.wtr/fruit j. dr/sprts dr, (non-carb), <1 litre	0.8103	4.8618	19.4472	9.7236	2.4309	5.4640	0.0000	0.3011	43.0389
	Flav.wtr/fruit j. dr/sprts dr, (non-carb), 1 litre+	0.0000	0.0000	3.3080	6.6160	0.0000	3.3080	0.0000	0.0000	13.2320
	Flav. water/soft drink (carbonated) <1 litre	1.5055	2.4088	9.3341	3.3121	2.7099	2.1077	0.6022	2.1077	24.0880
	Flav. water/soft drink (carbonated) 1 litre+	1.6540	1.6540	0.0000	0.0000	0.0000	0.0000	9.9240	0.0000	13.2320
	Fruit juice, < 1 litre	1.4180	1.5700	1.7016	0.2836	0.8508	2.2688	0.8508	0.2836	9.2272
	Fruit juice, 1 litre+	0.0000	1.5700	1.5700	3.1400	3.1400	0.0000	0.0000	0.0000	9.4200
	Other glass	3.4566	7.9346	10.0753	4.1048	2.0229	4.1048	2.2586	0.4714	34.4289
	Plain water (carbonated or non-carb.), <1 litre	0.8296	0.8296	4.1480	3.3184	0.0000	1.2444	0.8296	0.0000	11.1996
	Plain water (carbonated or non-carb.), 1 litre+	0.0000	0.0000	0.0000	3.1778	1.0593	0.0000	0.0000	0.0000	4.2370
	Wine & spirit, all sizes	0.8914	5.3484	16.9366	4.4570	0.0000	1.7828	4.4570	0.8914	34.7646
Wine cooler, all sizes	0.3743	0.0000	1.8715	0.7486	0.0000	0.0000	0.0000	0.0000	2.9944	
Total	35.6199	90.7037	344.2401	129.1657	43.3480	63.7829	30.1045	10.5143	747.4790	
METAL	Aerosols - pressure packs	0.6842	2.0527	10.2636	2.0527	4.1054	4.1054	1.3685	0.6842	25.3169
	Alcoholic sodas & spirit-based mixers	9.5523	18.5427	169.1319	26.9712	6.7428	16.8570	10.6761	8.4285	266.9025
	Beer, aluminium, all types, all sizes	6.9024	5.6082	93.6138	21.5700	3.8826	8.1966	3.0198	0.8628	143.6562
	Cider/fruit based etc.	0.0000	0.0000	0.8628	0.8628	0.0000	0.0000	0.0000	0.0000	1.7256
	Flav. water/soft drink, (carbonated), all sizes	16.3932	34.9434	275.6646	88.0056	22.8642	41.8458	19.4130	7.7652	506.8950
	Flav. water/soft drink, (non-carb), all sizes	1.9080	9.1584	29.3832	8.0136	3.0528	5.7240	1.9080	2.6712	61.8192
	Foil take away	6.9357	18.4952	48.5499	16.6457	13.8714	19.8823	11.5595	3.6990	139.6388
	Food cans (including pet food)	2.7828	3.2466	14.8416	19.9434	0.4638	3.2466	0.4638	0.0000	44.9886
	Industrial cans - all types	0.0000	22.8502	22.8502	31.9903	0.0000	0.0000	0.0000	0.0000	77.6907
	Metal bottle tops and can pull rings	0.5240	2.2040	1.5520	1.0200	1.0920	0.7680	1.0440	0.4640	8.6680
	Total	45.6826	117.1014	666.7136	217.0753	56.0750	100.6258	49.4527	24.5750	1277.3014

National - Nov 2010 Packaging Items		Volume - Litres								
		Beach	Car Park	Highway	Industrial	Recreational Park	Residential	Retail	Shopping Centre	Total
PAPER/PAPERBOARD	Cartons, flavoured milk < 1 litre	5.2479	14.2443	150.6897	34.4862	6.7473	27.7389	6.7473	8.2467	254.1483
	Cartons, flavoured milk 1 litre+	0.0000	3.0380	4.0506	6.0760	0.0000	1.0127	0.0000	1.0127	15.1899
	Cartons, fruit juice, < 1 litre	0.6248	5.6228	6.2475	8.1218	5.6228	5.6228	0.0000	0.0000	31.8623
	Cartons, fruit juice, 1 litre+	0.0000	0.0000	4.1400	2.0700	0.0000	0.0000	0.0000	0.0000	6.2100
	Cartons, milk, plain (white) all sizes	1.0127	4.0506	14.1772	5.0633	0.0000	0.0000	1.0127	2.0253	27.3418
	Cigarette packets	6.5361	34.4235	93.4662	44.0097	5.2289	28.1052	11.1114	7.6255	230.5065
	Cups/take away containers	47.3818	169.8454	571.4968	177.1349	52.4844	101.3241	27.7001	40.0923	1187.4596
	Flav. water/fruit j. drink/sports drink, non-carb, <1 litre	1.8347	1.8347	2.3589	0.5242	0.0000	2.0968	1.0484	0.5242	10.2219
	Flav. water / fruit j. drink/ sports drink, (non-carb), 1 litre+	0.0000	2.0700	4.1400	4.1400	2.0700	4.1400	0.0000	0.0000	16.5600
	Ice cream wrappers	0.0696	0.0600	0.2640	0.1008	0.0576	0.0816	0.0576	0.0240	0.7152
	Packages & boxes	1.4400	3.8400	30.6400	9.9200	1.4400	3.9200	1.6000	1.1200	53.9200
	Paper bags	0.4761	1.0157	3.5866	1.3225	0.3491	0.8676	0.6454	0.4867	8.7497
	Total	64.6236	240.0449	885.2576	292.9693	74.0001	174.9096	49.9228	61.1573	1842.8850

National - Nov 2010 Packaging Items		Volume - Litres								
		Beach	Car Park	Highway	Industrial	Recreational Park	Residential	Retail	Shopping Centre	Total
PLASTIC	6 ring can holders	0.0045	0.0075	0.0120	0.0225	0.0150	0.0060	0.0045	0.0000	0.0720
	Bags - heavier glossy typically branded carry bags	0.4380	0.4380	4.0296	0.3504	0.1752	1.0512	0.2628	0.1752	6.9204
	Bags - supermarket type light weight carry bags	1.3915	1.9685	6.5844	2.4437	1.0521	2.8849	1.1540	0.6788	18.1579
	Bread bag tags	0.0039	0.0041	0.0055	0.0030	0.0133	0.0032	0.0018	0.0012	0.0361
	Containers, domestic type	0.0000	16.6480	424.5240	83.2400	33.2960	66.5920	8.3240	0.0000	632.6240
	Containers, industrial e.g. oil	0.0000	0.0000	179.6640	179.6640	0.0000	0.0000	0.0000	0.0000	359.3280
	Drink pouches	0.1725	0.1725	1.0350	0.1725	0.1725	0.0863	0.3450	0.0000	2.1563
	Flav. milk, <1 litre	2.6635	7.9905	71.3818	30.8966	2.1308	11.1867	5.3270	1.5981	133.1750
	Flav. milk, 1 litre+	2.1367	0.0000	34.1870	0.0000	4.2734	4.2734	2.1367	0.0000	47.0072
	Flav.wtr/fruit j. dr, sprts dr etc.(non-carb) <1 litre	3.3367	19.4639	44.4888	15.0150	6.6733	8.8978	1.6683	0.5561	100.0998
	Flav. wtr/fruit j. dr, sprts dr etc.(non-carb) 1 litre+	1.6540	6.6160	47.9660	21.5020	4.9620	4.9620	0.0000	0.0000	87.6620
	Flav. water/soft drink (carbonated) <1 litre	4.9769	45.4140	187.8772	69.0542	8.7095	18.0412	7.4653	10.5759	352.1143
	Flav. water/soft drink (carbonated) 1 litre+	3.3080	21.5020	82.7000	24.8100	8.2700	11.5780	1.6540	1.6540	155.4760
	Fruit juice <1 litre	0.5327	5.3270	18.1118	7.4578	7.9905	2.6635	1.5981	2.6635	46.3449
	Fruit juice, 1 litre+	6.4101	2.1367	29.9137	12.8201	4.2734	0.0000	0.0000	0.0000	55.5539
	Lollipop sticks	0.0376	0.0493	0.0519	0.0127	0.0652	0.0392	0.0403	0.0265	0.3228
	Other plastic	0.4075	0.7475	2.1675	1.0825	0.2475	0.6425	0.3850	0.3113	5.9913
	Packing tape & straps	0.0057	0.0089	0.0694	0.0513	0.0076	0.0135	0.0100	0.0027	0.1690
	Plain water (carbonated or non-carb) <1 litre	14.1822	29.9402	88.2448	45.6982	11.0306	18.1217	13.3943	8.6669	229.2789
	Plain water (carbonated or non-carb) 1 litre+	1.5416	6.1663	15.4157	9.2494	1.5416	4.6247	0.0000	3.0831	41.6224
	Plastic bottle tops	0.9846	1.4649	2.9298	1.2568	0.8085	1.3048	0.9686	0.4723	10.1904
	Sacks - sheeting - other bags	0.0057	0.0038	0.0680	0.0331	0.0028	0.0066	0.0013	0.0009	0.1222
	Snack bags & confectionary wrappers	1.6756	2.4665	5.8882	2.2707	1.9340	3.1868	1.4642	1.1432	20.0291
	Spoons/ cutlery	0.4416	0.9696	1.3536	0.4704	0.4800	0.7872	0.5952	0.3072	5.4048
	Straws	0.6848	1.1839	1.8686	0.6765	0.7260	0.7714	0.6353	0.4290	6.9754
	Styrene foam boxes, sheets, etc	0.6000	0.6750	7.2000	4.7625	0.1500	0.7875	0.4500	0.1875	14.8125
	Take away & cups	13.2493	33.5372	100.1977	37.4706	15.1125	21.7371	9.9370	9.9370	241.1783
	White milk, all sizes	0.0000	12.8201	32.0504	6.4101	4.2734	2.1367	0.0000	0.0000	57.6906
	Wine cask bladders	0.4600	0.0000	4.1400	0.0000	0.4600	0.9200	0.0000	0.0000	5.9800
	Total	61.3051	217.7219	1394.1264	556.8966	118.8467	187.3058	57.8226	42.4703	2636.4954
	GRAND TOTAL	207.2312	665.5719	3290.3378	1196.1069	292.2698	526.6240	187.3026	138.7168	6504.1609

National - MAY 2011 Packaging Items		Items								
		Beach	Car Park	Highway	Industrial	Recreational Park	Residential	Retail	Shopping Centre	Total
GLASS	Alcoholic sodas / spirit-based mixers, all sizes	4	26	91	13	4	8	0	0	146
	Beer, all colours of glass, <750ml	31	80	537	122	23	63	7	12	875
	Beer, all colours of glass, 750ml+	8	7	55	25	11	3	5	0	114
	Cider/fruit based etc.	0	2	7	2	0	4	0	1	16
	Flav.wtr/fruit j. dr/sprts dr, (non-carb), <1 litre	0	6	16	2	3	3	3	1	34
	Flav.wtr/fruit j. dr/sprts dr, (non-carb), 1 litre+	2	4	3	0	0	0	0	0	9
	Flav. water/soft drink (carbonated) <1 litre	5	9	51	9	12	5	4	1	96
	Flav. water/soft drink (carbonated) 1 litre+	0	0	0	0	1	3	0	0	4
	Fruit juice, < 1 litre	0	5	8	6	2	4	1	1	27
	Fruit juice, 1 litre+	0	1	1	0	0	0	0	0	2
	Other glass	111	204	912	203	89	189	75	29	1812
	Plain water (carbonated or non-carb.), <1 litre	2	6	3	4	0	10	1	0	26
	Plain water (carbonated or non-carb.), 1 litre+	0	1	2	0	1	2	0	1	7
	Wine & spirit, all sizes	1	6	24	1	2	5	1	1	41
Wine cooler, all sizes	0	0	0	0	0	1	0	0	1	
Total	164	357	1710	387	148	300	97	47	3210	
METAL	Aerosols - pressure packs	1	4	15	11	6	4	0	0	41
	Alcoholic sodas & spirit-based mixers	22	42	306	55	11	37	17	4	494
	Beer, aluminium, all types, all sizes	24	26	271	29	2	16	5	3	376
	Cider/fruit based etc.	0	2	13	0	0	2	0	2	19
	Flav. water/soft drink, (carbonated), all sizes	26	96	804	242	54	89	42	31	1384
	Flav. water/soft drink, (non-carb), all sizes	4	9	15	12	4	18	2	0	64
	Foil take away	18	44	119	30	25	27	24	10	297
	Food cans (including pet food)	3	13	40	16	3	13	2	0	90
	Industrial cans - all types	3	0	8	1	0	0	0	0	12
	Metal bottle tops and can pull rings	149	486	335	180	127	217	230	101	1825
	Total	250	722	1926	576	232	423	322	151	4602

National - MAY 2011 Packaging Items		Items								
		Beach	Car Park	Highway	Industrial	Recreational Park	Residential	Retail	Shopping Centre	Total
PAPER/PAPERBOARD	Cartons, flavoured milk < 1 litre	10	25	217	42	5	35	7	4	345
	Cartons, flavoured milk 1 litre+	3	1	3	6	1	2	1	0	17
	Cartons, fruit juice, < 1 litre	1	8	29	14	10	15	3	1	81
	Cartons, fruit juice, 1 litre+	0	1	2	0	0	1	0	0	4
	Cartons, milk, plain (white) all sizes	0	3	10	6	0	6	0	1	26
	Cigarette packets	19	184	478	208	38	115	41	41	1124
	Cups/take away containers	67	290	1053	212	52	159	62	68	1963
	Flav. water/fruit j. drink/sports drink, non-carb, <1 litre	1	1	20	15	2	8	5	0	52
	Flav. water / fruit j. drink/ sports drink, (non-carb), 1 litre+	0	0	11	1	0	0	0	0	12
	Ice cream wrappers	18	33	108	41	22	25	16	8	271
	Packages & boxes	6	60	423	134	21	51	21	22	738
	Paper bags	23	100	465	155	38	99	44	20	944
	Total	148	706	2819	834	189	516	200	165	5577

National - MAY 2011 Packaging Items		Items								
		Beach	Car Park	Highway	Industrial	Recreational Park	Residential	Retail	Shopping Centre	Total
PLASTIC	6 ring can holders	3	6	26	8	5	17	7	0	72
	Bags - heavier glossy typically branded carry bags	1	6	54	8	7	12	1	1	90
	Bags - supermarket type light weight carry bags	36	65	241	92	27	83	31	26	601
	Bread bag tags	17	15	26	21	67	14	12	5	177
	Containers, domestic type	1	6	55	8	1	11	6	1	89
	Containers, industrial e.g. oil	2	0	9	4	1	2	0	0	18
	Drink pouches	2	3	13	2	0	6	1	0	27
	Flav. milk, <1 litre	3	20	172	35	9	25	2	1	267
	Flav. milk, 1 litre+	1	1	23	9	2	2	0	0	38
	Flav.wtr/fruit j. dr, sprts dr etc.(non-carb) <1 litre	1	20	82	18	6	15	3	2	147
	Flav. wtr/fruit j. dr, sprts dr etc.(non-carb) 1 litre+	2	12	23	14	5	5	0	1	62
	Flav. water/soft drink (carbonated) <1 litre	5	39	552	105	9	37	20	3	770
	Flav. water/soft drink (carbonated) 1 litre+	1	5	101	19	6	6	3	0	141
	Fruit juice <1 litre	0	13	44	9	15	5	4	4	94
	Fruit juice, 1 litre+	0	6	14	2	0	0	1	3	26
	Lollipop sticks	68	132	92	21	146	69	82	52	662
	Other plastic	410	512	1778	779	316	694	290	260	5039
	Packing tape & straps	20	37	318	190	16	61	33	9	684
	Plain water (carbonated or non-carb) <1 litre	3	21	172	35	4	35	17	10	297
	Plain water (carbonated or non-carb) 1 litre+	0	4	30	11	2	5	1	0	53
	Plastic bottle tops	130	172	415	148	129	219	111	88	1412
	Sacks - sheeting - other bags	4	20	266	133	6	18	3	2	452
	Snack bags & confectionary wrappers	205	414	859	331	349	466	222	141	2987
	Spoons/ cutlery	28	67	107	43	74	45	40	22	426
	Straws	134	238	466	135	157	193	133	115	1571
	Styrene foam boxes, sheets, etc	28	30	192	133	5	38	7	15	448
	Take away & cups	62	163	715	217	92	157	59	50	1515
White milk, all sizes	1	1	17	14	3	11	0	1	48	
Wine cask bladders	4	0	10	3	0	0	0	0	17	
Total	1172	2028	6872	2547	1459	2251	1089	812	18230	
GRAND TOTAL	1734	3813	13327	4344	2028	3490	1708	1175	31619	

National - MAY 2011 Packaging Items		Volume - Litres								
		Beach	Car Park	Highway	Industrial	Recreational Park	Residential	Retail	Shopping Centre	Total
GLASS	Alcoholic sodas / spirit-based mixers, all sizes	1.4972	9.7318	34.0613	4.8659	1.4972	2.9944	0.0000	0.0000	54.6478
	Beer, all colours of glass, <750ml	14.8645	38.3600	257.4915	58.4990	11.0285	30.2085	3.3565	5.7540	419.5625
	Beer, all colours of glass, 750ml+	6.4824	5.6721	44.5665	20.2575	8.9133	2.4309	4.0515	0.0000	92.3742
	Cider/fruit based etc.	0.0000	0.9086	3.1801	0.9086	0.0000	1.8172	0.0000	0.4543	7.2688
	Flav.wtr/fruit j. dr/sprts dr, (non-carb), <1 litre	0.0000	4.3526	11.9464	1.6206	2.4309	1.9217	1.9217	0.8103	25.0042
	Flav.wtr/fruit j. dr/sprts dr, (non-carb), 1 litre+	3.3080	6.6160	4.9620	0.0000	0.0000	0.0000	0.0000	0.0000	14.8860
	Flav. water/soft drink (carbonated) <1 litre	1.5055	2.7099	15.3561	2.7099	3.6132	1.5055	1.2044	0.3011	28.9056
	Flav. water/soft drink (carbonated) 1 litre+	0.0000	0.0000	0.0000	0.0000	1.6540	4.9620	0.0000	0.0000	6.6160
	Fruit juice, < 1 litre	0.0000	1.4180	2.2688	1.7016	0.5672	1.1344	0.2836	0.2836	7.6572
	Fruit juice, 1 litre+	0.0000	1.5700	1.5700	0.0000	0.0000	0.0000	0.0000	0.0000	3.1400
	Other glass	2.1800	4.0066	17.9117	3.9869	1.7480	3.7120	1.4730	0.5696	35.5877
	Plain water (carbonated or non-carb.), <1 litre	0.8296	2.4888	1.2444	1.6592	0.0000	4.1480	0.4148	0.0000	10.7848
	Plain water (carbonated or non-carb.), 1 litre+	0.0000	1.0593	2.1185	0.0000	1.0593	2.1185	0.0000	1.0593	7.4148
	Wine & spirit, all sizes	0.8914	5.3484	21.3936	0.8914	1.7828	4.4570	0.8914	0.8914	36.5474
Wine cooler, all sizes	0.0000	0.0000	0.0000	0.0000	0.0000	0.3743	0.0000	0.0000	0.3743	
Total	31.5586	84.2420	418.0709	97.1006	34.2943	61.7844	13.5969	10.1235	750.7712	
METAL	Aerosols - pressure packs	0.6842	2.7370	10.2636	7.5266	4.1054	2.7370	0.0000	0.0000	28.0538
	Alcoholic sodas & spirit-based mixers	12.3618	23.5998	171.9414	30.9045	6.1809	20.7903	9.5523	2.2476	277.5786
	Beer, aluminium, all types, all sizes	10.3536	11.2164	116.9094	12.5106	0.8628	6.9024	2.1570	1.2942	162.2064
	Cider/fruit based etc.	0.0000	0.8628	5.6082	0.0000	0.0000	0.8628	0.0000	0.8628	8.1966
	Flav. water/soft drink, (carbonated), all sizes	11.2164	41.4144	346.8456	104.3988	23.2956	38.3946	18.1188	13.3734	597.0576
	Flav. water/soft drink, (non-carb), all sizes	1.5264	3.4344	5.7240	4.5792	1.5264	6.8688	0.7632	0.0000	24.4224
	Foil take away	8.3228	20.3447	55.0232	13.8714	11.5595	12.4843	11.0971	4.6238	137.3269
	Food cans (including pet food)	1.3914	6.0294	18.5520	7.4208	1.3914	6.0294	0.9276	0.0000	41.7420
	Industrial cans - all types	13.7101	0.0000	36.5603	4.5700	0.0000	0.0000	0.0000	0.0000	54.8405
	Metal bottle tops and can pull rings	0.5960	1.9440	1.3400	0.7200	0.5080	0.8680	0.9200	0.4040	7.3000
	Total	60.1628	111.5829	768.7677	186.5020	49.4300	95.9375	43.5360	22.8058	1338.7248

National - MAY 2011 Packaging Items		Volume - Litres								
		Beach	Car Park	Highway	Industrial	Recreational Park	Residential	Retail	Shopping Centre	Total
PAPER/PAPERBOARD	Cartons, flavoured milk < 1 litre	7.4970	18.7425	162.6849	31.4874	3.7485	26.2395	5.2479	2.9988	258.6465
	Cartons, flavoured milk 1 litre+	3.0380	0.0000	3.0380	6.0760	1.0127	2.0253	1.0127	0.0000	16.2026
	Cartons, fruit juice, < 1 litre	0.6248	5.6228	18.1178	8.7465	6.2475	9.3713	1.8743	0.6248	51.2295
	Cartons, fruit juice, 1 litre+	0.0000	2.0700	4.1400	0.0000	0.0000	2.0700	0.0000	0.0000	8.2800
	Cartons, milk, plain (white) all sizes	0.0000	3.0380	10.1266	6.0760	0.0000	6.0760	0.0000	1.0127	26.3292
	Cigarette packets	4.1395	40.0881	104.1419	45.3170	8.2791	25.0551	8.9327	8.9327	244.8859
	Cups/take away containers	48.8397	211.3955	767.5844	154.5374	37.9054	115.9031	45.1949	49.5686	1430.9289
	Flav. water/fruit j. drink/sports drink, non-carb, <1 litre	0.2621	0.2621	5.2420	3.9315	0.5242	2.0968	1.3105	0.0000	13.6292
	Flav. water / fruit j. drink/ sports drink, (non-carb), 1 litre+	0.0000	0.0000	22.7700	2.0700	0.0000	0.0000	0.0000	0.0000	24.8400
	Ice cream wrappers	0.0432	0.0792	0.2592	0.0984	0.0528	0.0600	0.0384	0.0192	0.6504
	Packages & boxes	0.4800	4.8000	33.8400	10.7200	1.6800	4.0800	1.6800	1.7600	59.0400
	Paper bags	0.2433	1.0580	4.9197	1.6399	0.4020	1.0474	0.4655	0.2116	9.9875
	Total	65.1676	287.1561	1136.8643	270.7000	59.8522	194.0244	65.7568	65.1283	2144.6496

National - MAY 2011 Packaging Items		Volume - Litres								
		Beach	Car Park	Highway	Industrial	Recreational Park	Residential	Retail	Shopping Centre	Total
PLASTIC	6 ring can holders	0.0045	0.0090	0.0390	0.0120	0.0075	0.0255	0.0105	0.0000	0.1080
	Bags - heavier glossy typically branded carry bags	0.0876	0.5256	4.7304	0.7008	0.6132	1.0512	0.0876	0.0876	7.8840
	Bags - supermarket type light weight carry bags	1.2218	2.2061	8.1795	3.1225	0.9164	2.8170	1.0521	0.8824	20.3979
	Bread bag tags	0.0039	0.0035	0.0060	0.0048	0.0154	0.0032	0.0028	0.0012	0.0407
	Containers, domestic type	8.3240	49.9440	457.8200	66.5920	8.3240	91.5640	49.9440	8.3240	740.8360
	Containers, industrial e.g. oil	44.9160	0.0000	202.1220	89.8320	22.4580	44.9160	0.0000	0.0000	404.2440
	Drink pouches	0.1725	0.2588	1.1213	0.1725	0.0000	0.5175	0.0863	0.0000	2.3288
	Flav. milk, <1 litre	1.5981	10.6540	91.6244	18.6445	4.7943	13.3175	1.0654	0.5327	142.2309
	Flav. milk, 1 litre+	2.1367	2.1367	49.1439	19.2302	4.2734	4.2734	0.0000	0.0000	81.1942
	Flav.wtr/fruit j. dr, sprts dr etc.(non-carb) <1 litre	0.5561	11.1222	45.6010	10.0100	3.3367	8.3417	1.6683	1.1122	81.7482
	Flav. wtr/fruit j. dr, sprts dr etc.(non-carb) 1 litre+	3.3080	19.8480	38.0420	23.1560	8.2700	8.2700	0.0000	1.6540	102.5480
	Flav. water/soft drink (carbonated) <1 litre	3.1106	24.2623	343.4047	65.3216	5.5990	23.0181	12.4422	1.8663	479.0247
	Flav. water/soft drink (carbonated) 1 litre+	1.6540	8.2700	167.0540	31.4260	9.9240	9.9240	4.9620	0.0000	233.2140
	Fruit juice <1 litre	0.0000	6.9251	23.4388	4.7943	7.9905	2.6635	2.1308	2.1308	50.0738
	Fruit juice, 1 litre+	0.0000	12.8201	29.9137	4.2734	0.0000	0.0000	2.1367	6.4101	55.5539
	Lollipop sticks	0.0360	0.0700	0.0488	0.0111	0.0774	0.0366	0.0435	0.0276	0.3509
	Other plastic	0.5125	0.6400	2.2225	0.9738	0.3950	0.8675	0.3625	0.3250	6.2988
	Packing tape & straps	0.0054	0.0100	0.0859	0.0513	0.0043	0.0165	0.0089	0.0024	0.1847
	Plain water (carbonated or non-carb) <1 litre	2.3637	16.5459	135.5188	27.5765	3.1516	27.5765	13.3943	7.8790	234.0063
	Plain water (carbonated or non-carb) 1 litre+	0.0000	6.1663	46.2471	16.9573	3.0831	7.7079	1.5416	0.0000	81.7032
	Plastic bottle tops	1.0407	1.3769	3.3221	1.1847	1.0326	1.7531	0.8886	0.7044	11.3031
	Sacks - sheeting - other bags	0.0013	0.0063	0.0838	0.0419	0.0019	0.0057	0.0009	0.0006	0.1424
	Snack bags & confectionary wrappers	1.6052	3.2416	6.7260	2.5917	2.7327	3.6488	1.7383	1.1040	23.3882
	Spoons/ cutlery	0.2688	0.6432	1.0272	0.4128	0.7104	0.4320	0.3840	0.2112	4.0896
	Straws	0.5528	0.9818	1.9223	0.5569	0.6476	0.7961	0.5486	0.4744	6.4804
	Styrene foam boxes, sheets, etc	1.0500	1.1250	7.2000	4.9875	0.1875	1.4250	0.2625	0.5625	16.8000
	Take away & cups	12.8352	33.7443	148.0193	44.9233	19.0458	32.5021	12.2142	10.3510	313.6353
	White milk, all sizes	2.1367	2.1367	36.3237	29.9137	6.4101	23.5036	0.0000	2.1367	102.5611
	Wine cask bladders	1.8400	0.0000	4.6000	1.3800	0.0000	0.0000	0.0000	0.0000	7.8200
	Total	91.3420	215.6731	1855.5880	468.8550	114.0024	310.9738	106.9765	46.7802	3210.1910
	GRAND TOTAL	248.2310	698.6541	4179.2909	1023.1576	257.5789	662.7201	229.8662	144.8378	7444.3366