



NATIONAL AND NSW REPORT EXCLUDING ILLEGAL DUMPING 2009/ 2010

**Funders: Governments of NSW, VIC, QLD, WA, SA, TAS, ACT, NT
& National Packaging Covenant Industry Association (NPCIA)**

Prepared for: Keep Australia Beautiful National Association

GPO Box 193, Canberra ACT 2601

M: 00419 016 401, scottl@kab.org.au

P: 02 9698 8773, www.kab.org.au

Based on field surveys conducted in Nov. 2005, May 2006, Nov. 2006, May 2007,
Nov. 2007, May 2008, Nov 2008, May 2009, Nov 2009 and May 2010.

Project No: 8837

Date: July 2010

CONTENTS

Appendix 3 National and NSW Results – Excluding Illegal Dumping	1
1.1 National	1
At a Glance	1
Comparisons by Site Types	1
Comparison by Main Material Types	1
1.2 New South Wales.....	1
At a Glance	1
Comparisons by Site Types	1
Comparison by Main Material Types	1
Tables: National Items and Volumes per 1,000m ²	1
Tables: NSW Items and Volumes per 1,000m ²	1
Tables: National Items and Volumes - Litter Count by Site Type	1
Tables: NSW Items and Volumes - Litter Count by Site Type	1

For enquiries on this report please contact:

- David O’Dea or Zing Hai Tan at McGregor Tan Research on 08 8433 0200.

Or

- Scott Lyall on 0419 016 401 at Keep Australia Beautiful National Association or your local Keep Australia Beautiful office.

Appendix 3
National and NSW Results –
Excluding Illegal Dumping

1.1 National

At a Glance

The overall average number of items per 1,000m² across all 983 sites surveyed in the 2009/10 National Litter Index was 65, while the overall average estimated volume per 1,000m² was 5.70 litres.

The most littered sites were retail sites which contributed large numbers of litter items per 1,000m², but they were associated with only small volumes of litter per 1,000m². Industrial locations were generally associated with both large numbers of items and litter volume per 1,000m². While highway sites had a relatively low number of litter items per 1,000m², they contributed a significant proportion of the overall volume total.

Cigarette butts were the most frequently identified item, and 32 such objects per 1,000m² were recorded in annual figures for 2009/10. Only a very small proportion of the overall litter volume (0.004 litres per 1,000m²) however was associated with cigarette butts.

Plastic litter objects contributed the largest amount of volume to the litter stream, and such objects were associated with 2.16 litres of volume per 1,000m² across all sites nationally.

Comparisons by Site Types

The largest numbers of items per 1,000m² were located within retail sites (170 items per 1,000m²), industrial sites (104 items per 1,000m²) and shopping centres (88 items per 1,000m²). The number of litter items per 1,000m² at other site types included:

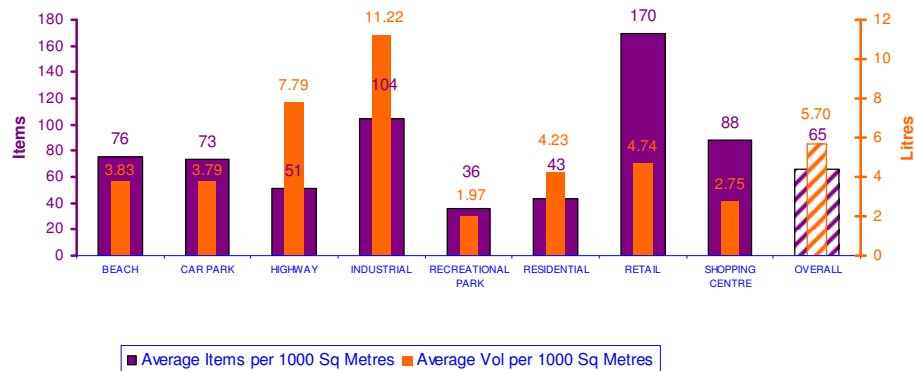
- Beaches (76 items per 1,000m²)
- Car parks(73 items per 1,000m²)
- Highways (51 items per 1,000m²)
- Residential sites (43 items per 1,000m²)
- Recreational parks (36 items per 1,000m²)

The estimated volumes per 1,000m² of the litter objects at industrial sites (11.22 litres per 1,000m²) and highway sites (7.79 litres per 1,000m²) were

higher than within any other site types. At other site types the litter volume per 1,000m² estimates were:

- Retail sites (4.74 litres per 1,000m²)
- Residential sites (4.23 litres per 1,000m²)
- Beaches (3.83 litres per 1,000m²)
- Car parks (3.79 litres per 1,000m²)
- Shopping centres (2.75 litres per 1,000m²)
- Recreational parks (1.97 litres per 1,000m²)

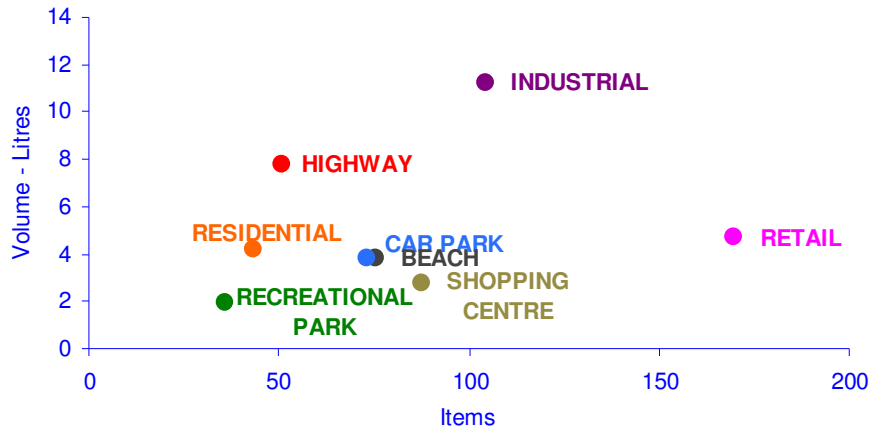
Items and Volume per 1000 Square Metres by Site Type - NATIONAL - 2009/ 2010
(excluding illegal dumping)



Items and volume estimates per 1,000m² nationally identify differential patterns across site types. Site characteristics which are evident are as follows:

- Industrial sites are associated with moderate to large numbers of litter items as well as large litter volume
- Highway sites are associated with both moderate numbers of litter items and moderate litter volume
- Retail sites are associated with large numbers of items but only a small litter volume
- Car parks, beaches and shopping centres are associated with moderate numbers of items but only a small litter volume
- Recreational Parks and residential sites contribute both small numbers of items and a low volume to the overall litter stream

Items and Volume per 1000 Square Metres by Site Type - NATIONAL - 2009/ 2010
(excluding illegal dumping)

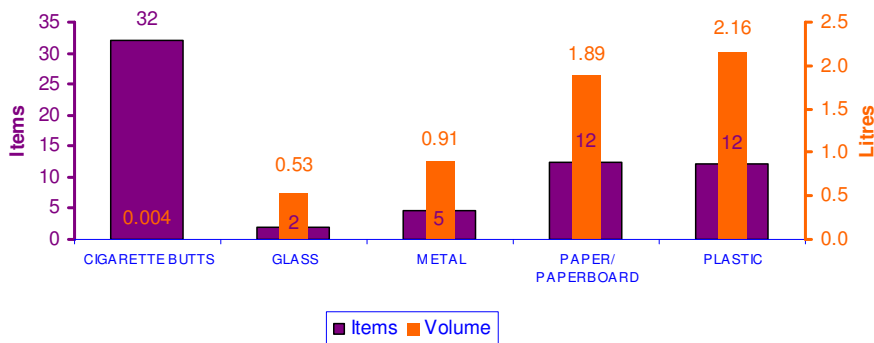


Comparison by Main Material Types

Cigarette butts remain the most pervasive litter item nationally, and an average of 32 cigarette butts per 1,000m² were identified across all national sites during the year of 2009/10, however, these items only contributed 0.004 litres per 1,000m² in volume to the national litter stream.

Plastic materials and paper/ paperboard objects also contributed strongly to the litter stream with both categories contributing 12 items per 1,000m² during 2009/10. Plastic items contributed an overall average of 2.16 litres of litter volume per 1,000m² and paper/ paperboard objects average of 1.89 litres of litter volume per 1,000m² across all sites nationally during 2009/10.

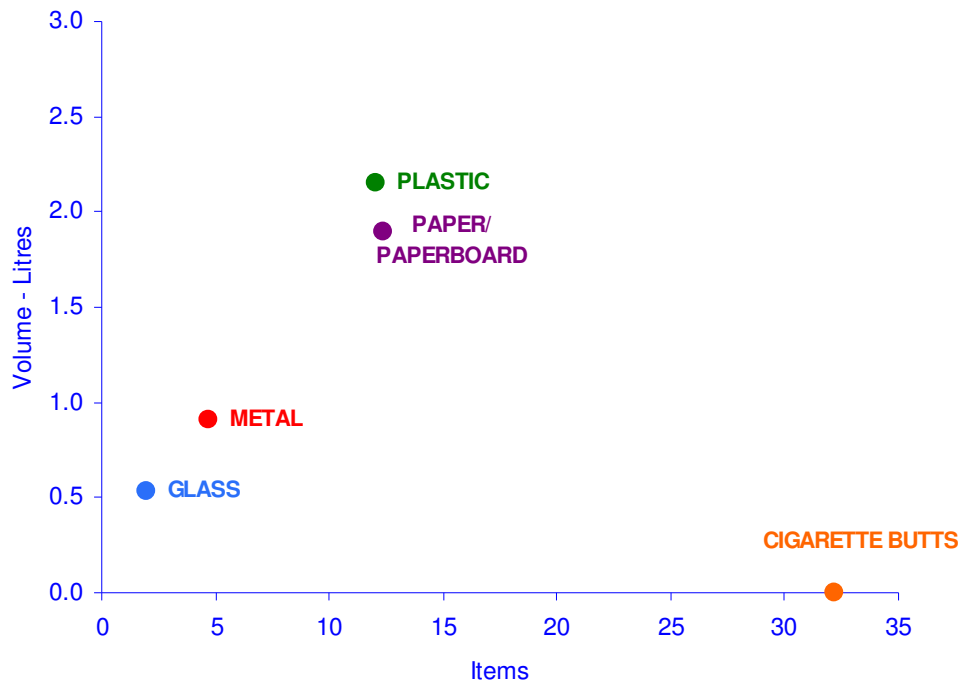
Items and Volume per 1,000 Square Metres by Main Material Type - NATIONAL - 2009/ 2010



Figures for items and volumes per 1,000m² across main material types identify the following characteristics of litter objects:

- Plastic litter and paper/ paperboard items contribute large volumes to the litter stream and are associated with moderate numbers of litter items
- Cigarette butts contribute a large number of items per 1,000m² to the litter stream and are frequently identified across all sites, however, they are only associated with a negligible litter volume
- Metal and glass contribute both small numbers of items and low volumes to the overall litter stream

Items and Volume per 1000 Square Metres by Main Material Type - NATIONAL - 2009/ 2010



1.2 New South Wales

At a Glance

The overall average number of items per 1,000m² across all of the 151 sites surveyed within NSW during the counts for the year 2009/10 was 75, while the overall average estimated volume per 1,000m² was 7.96 litres.

The most littered sites surveyed within NSW were industrial sites which were associated with large numbers of litter items and litter volume per 1,000m².

Retail sites contributed large numbers of litter items per 1,000m², however, they were associated with lower but still appreciable volumes of litter per 1,000m².

Cigarette butts were the most frequently identified item, with 35 butts per 1,000m² recorded within NSW for the year 2009/10, they were however, associated with only a very small proportion of the overall litter volume (0.004 litres per 1,000m²).

Plastic litter objects continued to contribute the largest amount of volume to the litter stream, adding 3.00 litres of volume per 1,000m². Paper/paperboard objects contributed the second largest volume to the litter stream, with 2.72 litres of volume per 1,000m².

Comparisons by Site Types

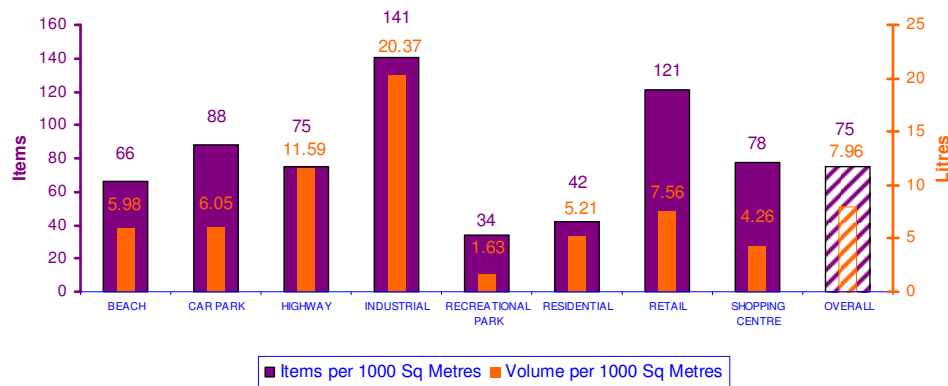
The largest numbers of items per 1,000 m² were associated with industrial sites (141 items) retail sites (121 items) and car park sites (88 items). The number of litter items per 1,000m² at other site types included:

- Shopping centres (78 items per 1,000m²)
- Highways (75 items per 1,000m²)
- Beaches (66 items per 1,000m²)
- Residential sites (42 items per 1,000m²)
- Recreational parks (34 items per 1,000m²)

Industrial sites (20.37 litres) displayed higher volume totals per 1,000 m² in comparison to other site types and a considerable estimated volume of litter was also recorded at highway sites (11.59 litres). At other site types the litter volume per 1,000m² estimates were:

- Retail sites (7.56 litres per 1,000m²)
- Car parks (6.05 litres per 1,000m²)
- Beaches (5.96 litres per 1,000m²)
- Residential sites (5.21 litres per 1,000m²)
- Shopping centres (4.26 litres per 1,000m²)
- Recreational parks (1.63 litres per 1,000m²)

Items and Volume per 1000 Square Metres by Site Type - NSW - 2009/2010
(excluding illegal dumping)

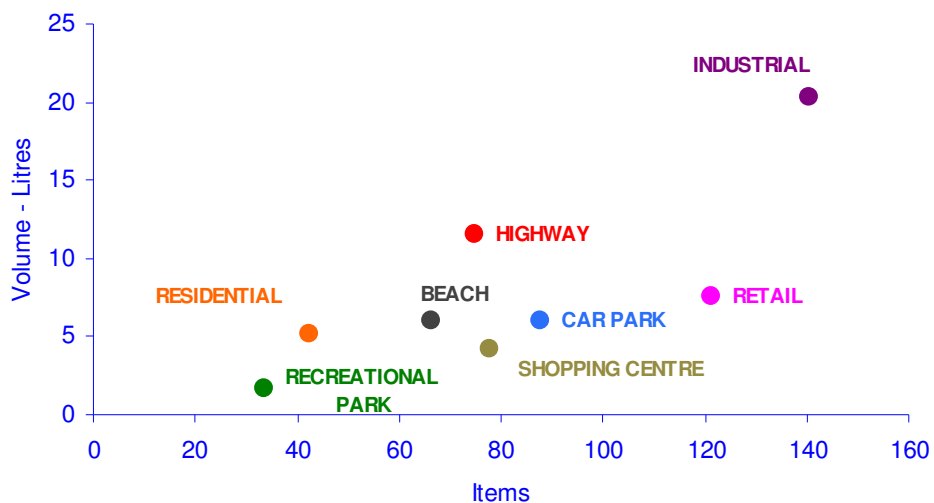


Items and volume estimates per 1,000m² within NSW identify the following site characteristics across the respective site types surveyed in 2009/10:

- Industrial sites were associated with both large numbers of litter items as well as high levels of litter volumes
- Retail sites were associated with high numbers of litter items and low to moderate levels of litter volumes
- Car park sites were associated with moderate levels of litter items and low levels of litter volumes
- Shopping centres were associated with moderate levels of litter items and low levels of litter volumes

- Beaches, recreational parks and residential sites were associated with both lower levels of litter items and litter volumes

**Items and Volume per 1000 Square Metres by Site Type -
NSW - 2009/ 2010
(excluding illegal dumping)**

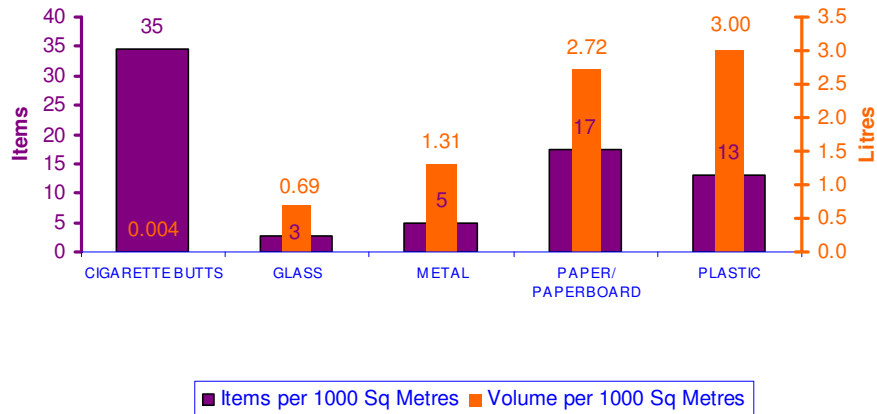


Comparison by Main Material Types

An average of 35 cigarette butts per 1,000m² were identified across all sites surveyed within NSW during the year of 2009/10. These items however, only contributed 0.004 litres per 1,000m² in volume to the litter stream in that state.

The items which contributed the greatest volumes to the litter stream in NSW in 2009/10 were plastic objects (3.00 litres per 1,000m²) and paper/paperboard objects (2.72 litres per 1,000m²).

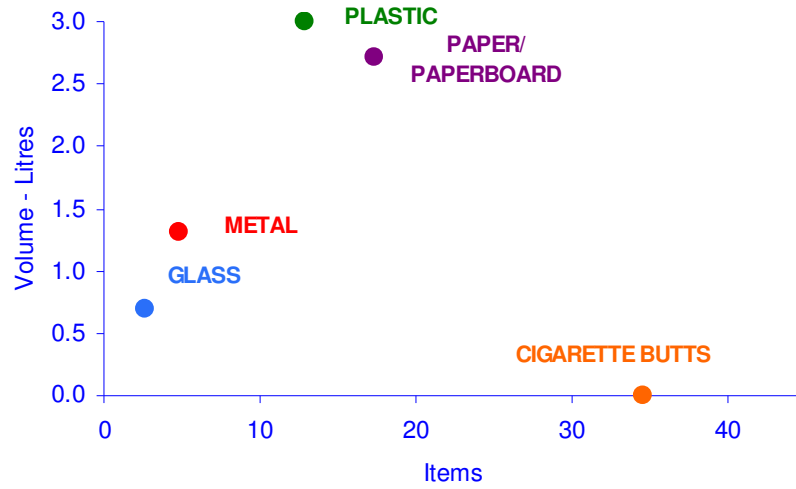
Items and Volume per 1000 Square Metres by Main Material Type - NSW - 2009/2010



Figures for items and volumes per 1,000m² across main material types identify the following characteristics of litter objects recorded within NSW during the year of 2009/2010:

- Plastic and paper/ paperboard items contribute large volumes to the litter stream and were also associated with a moderate number of litter items
- Cigarette butts are associated with large numbers of litter items but they contribute only a negligible volume to the overall litter stream in the state
- Metals items are contributed a lower number of litter items and moderate volumes to the litter stream
- Glass items are associated with a lower number of litter items and lower volumes in the litter stream

Items and Volume per 1000 Square Metres by Main Material Type - NSW - 2009/ 2010



***Tables:
National Items and
Volumes per 1,000m²***

NATIONAL	Item Type	Sub-category	2009/ 2010 Average - Items	2009/ 2010 Average - Volume - Litres	2009/ 2010 Items per 1,000 Sq. Metres	2009/ 2010 Vol. per 1,000 Sq. Metres - Litres
CIGARETTE BUTTS		CIGARETTE BUTTS - Total	48232	5.5466	32	0.0037
GLASS	Alcoholic sodas / spirit-based mixers, all sizes	GLASS - Alcoholic beverage container	113	42.2959	0	0.0282
	Beer, < 750ml, all colours of glass	GLASS - Alcoholic beverage container	755	362.0225	1	0.2414
	Beer, 750ml or more, all colours of glass	GLASS - Alcoholic beverage container	200	161.6549	0	0.1078
	Cider/fruit based etc.	GLASS - Alcoholic beverage container	14	6.1331	0	0.0041
	Flav.wtr/fruit j. dr/sprts dr, (non-carb), <1 litre	GLASS - Non-alcoholic beverage container	37	29.9811	0	0.0200
	Flav.wtr/fruit j. dr/sprts dr, (non-carb), 1 litre+	GLASS - Non-alcoholic beverage container	16	25.6370	0	0.0171
	Flav. water/soft drink (carbonated) <1 litre	GLASS - Non-alcoholic beverage container	107	32.0672	0	0.0214
	Flav. water/soft drink (carbonated) 1 litre+	GLASS - Non-alcoholic beverage container	20	32.2530	0	0.0215
	Fruit juice, < 1 litre	GLASS - Non-alcoholic beverage container	28	8.5840	0	0.0057
	Fruit juice, 1 litre+	GLASS - Non-alcoholic beverage container	5	7.8500	0	0.0052
	Other glass	GLASS - Other	1608	31.5713	1	0.0211
	Plain water (carbonated or non-carb.), <1 litre	GLASS - Plain water container	37	15.1402	0	0.0101
	Plain water (carbonated or non-carb.), 1 litre+	GLASS - Plain water container	9	9.5333	0	0.0064
	Wine & spirit, all sizes	GLASS - Alcoholic beverage container	38	33.4275	0	0.0223
	Wine cooler, all sizes	GLASS - Alcoholic beverage container	7	2.6201	0	0.0017
GLASS - Total			2990	800.7709	2	0.5339
METAL	Aerosols - pressure packs	METAL - Other	48	32.8435	0	0.0219
	Alcoholic sodas & spirit-based mixers	METAL - Alcoholic beverage container	487	273.6453	0	0.1825
	Beer, aluminium, all types, all sizes	METAL - Alcoholic beverage container	464	200.1696	0	0.1335
	Cider/fruit based etc.	METAL - Alcoholic beverage container	6	2.3727	0	0.0016
	Flav. water/soft drink, (carbonated), all sizes	METAL - Non-alcoholic beverage container	1194	515.0916	1	0.3434
	Flav. water/soft drink, (non-carb), all sizes	METAL - Plain water container	64	24.4224	0	0.0163
	Foil take away	METAL - Food container or utensil	259	119.7564	0	0.0798
	Food cans (including pet food)	METAL - Food container or utensil	92	42.6696	0	0.0285
	Industrial cans - all types	METAL - Other	29	130.2461	0	0.0868
	Metal bottle tops and can pull rings	METAL - Other	2323	9.2920	2	0.0062
	Metal pieces	METAL - Other	749	7.9394	0	0.0053
	Other foil	METAL - Other	1368	2.1341	1	0.0014
	METAL - Total			7082	1360.5828	5

NATIONAL	Item Type	Sub-category	2009/ 2010 Average - Items	2009/ 2010 Average - Volume - Litres	2009/ 2010 Items per 1,000 Sq. Metres	2009/ 2010 Vol. per 1,000 Sq. Metres - Litres
MISCELLANEOUS	Clothing & materials	MISCELLANEOUS - Other	853	13.0509	1	0.0087
	Condoms	MISCELLANEOUS - Other	27	0.0086	0	0.0000
	Construction materials	MISCELLANEOUS - Other	527	189.5400	0	0.1264
	Disposable nappies	MISCELLANEOUS - Other	40	44.4375	0	0.0296
	Ice cream sticks	MISCELLANEOUS - Other	413	0.3800	0	0.0003
	Other miscellaneous	MISCELLANEOUS - Other	515	6.6758	0	0.0045
	Rubber pieces (not tyres)	MISCELLANEOUS - Other	605	0.3666	0	0.0002
	Syringes	MISCELLANEOUS - Other	7	0.0254	0	0.0000
	Tyres & pieces	MISCELLANEOUS - Other	244	54.7875	0	0.0365
	MISCELLANEOUS - Total	MISCELLANEOUS - Total	3229	309.2723	2	0.2062
PAPER/PAPERBOARD	Cartons, flavoured milk < 1 litre	PAPER /PAPERBOARD - Non-alcoholic beverage container	381	285.6357	0	0.1905
	Cartons, flavoured milk 1 litre+	PAPER /PAPERBOARD - Non-alcoholic beverage container	20	19.7469	0	0.0132
	Cartons, fruit juice, < 1 litre	PAPER /PAPERBOARD - Non-alcoholic beverage container	93	58.1018	0	0.0387
	Cartons, fruit juice, 1 litre+	PAPER /PAPERBOARD - Non-alcoholic beverage container	5	9.3150	0	0.0062
	Cartons, milk, plain (white)all sizes	PAPER /PAPERBOARD - Non-alcoholic beverage container	38	38.4811	0	0.0257
	Cigarette packets	PAPER /PAPERBOARD - Cigarette packets	1216	264.9299	1	0.1766
	Cups/take away containers	PAPER /PAPERBOARD - Food container or utensil	1784	1300.0823	1	0.8668
	Flav. water/fruit j. drink/sports drink, non-carb, <1 litre	PAPER /PAPERBOARD - Non-alcoholic beverage container	36	10.4706	0	0.0070
	Flav. water / fruit j. drink/ sports drink, (non-carb), 1 litre+	PAPER /PAPERBOARD - Non-alcoholic beverage container	13	25.8750	0	0.0173
	Ice cream wrappers	PAPER /PAPERBOARD - Food container or utensil	297	0.7128	0	0.0005
	Junk mail / free circulars	PAPER /PAPERBOARD - Publication	700	121.7130	0	0.0812
	Newspapers & magazines	PAPER /PAPERBOARD - Publication	503	592.9500	0	0.3954
	Other paper	PAPER /PAPERBOARD - Other	10011	33.8372	7	0.0226
	Packages & boxes	PAPER /PAPERBOARD - Other	782	62.5600	1	0.0417
	Paper bags	PAPER /PAPERBOARD - Other	858	9.0776	1	0.0061
	Shopper dockets & related shopping paper (eg, lists)	PAPER /PAPERBOARD - Other	1033	2.0960	1	0.0014
	Tickets, e.g. bus, ATM, vending machine etc.	PAPER /PAPERBOARD - Other	814	0.7163	1	0.0005
PAPER/ PAPERBOARD - Total		18581	2836.3012	12	1.8911	

NATIONAL	Item Type	Sub-category	2009/ 2010 Average - Items	2009/ 2010 Average - Volume - Litres	2009/ 2010 Items per 1,000 Sq. Metres	2009/ 2010 Vol. per 1,000 Sq. Metres - Litres	
PLASTIC	6 ring can holders	PLASTIC - Other	68	0.1020	0	0.0001	
	Bags - heavier glossy typically branded carry bags	PLASTIC - Shopping bag	85	7.4022	0	0.0049	
	Bags - supermarket type light weight carry bags	PLASTIC - Shopping bag	605	20.5337	0	0.0137	
	Bread bag tags	PLASTIC - Other	233	0.0536	0	0.0000	
	Containers, domestic type	PLASTIC - Other	106	878.1820	0	0.5855	
	Containers, industrial e.g. oil	PLASTIC - Other	23	505.3050	0	0.3369	
	Drink pouches	PLASTIC - Non-alcoholic beverage container	40	3.4069	0	0.0023	
	Flav. milk, <1 litre	PLASTIC - Non-alcoholic beverage container	233	123.8528	0	0.0826	
	Flav. milk, 1 litre+	PLASTIC - Non-alcoholic beverage container	24	50.2122	0	0.0335	
	Flav.wtr/fruit j. dr, sprts dr etc.(non-carb) <1 litre	PLASTIC - Non-alcoholic beverage container	138	76.7432	0	0.0512	
	Flav. wtr/fruit j. dr, sprts dr etc.(non-carb) 1 litre+	PLASTIC - Non-alcoholic beverage container	73	121.3641	0	0.0809	
	Flav. water/soft drink (carbonated) <1 litre	PLASTIC - Non-alcoholic beverage container	575	357.9181	0	0.2386	
	Flav. water/soft drink (carbonated) 1 litre+	PLASTIC - Non-alcoholic beverage container	106	173.9364	0	0.1160	
	Fruit juice <1 litre	PLASTIC - Non-alcoholic beverage container	89	47.1440	0	0.0314	
	Fruit juice, 1 litre+	PLASTIC - Non-alcoholic beverage container	23	48.0755	0	0.0321	
	Lollipop sticks	PLASTIC - Food container or utensil	709	0.3783	0	0.0003	
	Other plastic	PLASTIC - Other	4917	6.1439	3	0.0041	
	Packing tape & straps	PLASTIC - Other	788	0.2125	1	0.0001	
	Plain water (carbonated or non-carb) <1 litre	PLASTIC - Plain water container	347	273.0074	0	0.1820	
	Plain water (carbonated or non-carb) 1 litre+	PLASTIC - Plain water container	86	132.5950	0	0.0884	
	Plastic bottle tops	PLASTIC - Other	1511	12.0757	1	0.0081	
	Sacks - sheeting - other bags	PLASTIC - Other	356	0.2059	0	0.0001	
	Snack bags & confectionary wrappers	PLASTIC - Food container or utensil	2925	22.8145	2	0.0152	
	Spoons/ cutlery	PLASTIC - Food container or utensil	479	4.5902	0	0.0031	
	Straws	PLASTIC - Food container or utensil	1776	7.3178	1	0.0049	
	Styrene foam boxes, sheets, etc	PLASTIC - Other	523	19.9230	0	0.0133	
	Take away & cups	PLASTIC - Food container or utensil	1207	249.4591	1	0.1663	
	White milk, all sizes	PLASTIC - Non-alcoholic beverage container	40	85.4676	0	0.0570	
	Wine cask bladders	PLASTIC - Alcoholic beverage container	10	4.6000	0	0.0031	
	PLASTIC - Total			18088	3233.0224	12	2.1556
	GRAND TOTAL			98202	8545.4961	65	5.6978

***Tables:
NSW Items and
Volumes per 1,000m²***

NSW	Item Type	Sub-category	2009/ 2010 Average - Items	2009/ 2010 Average - Volume - Litres	2009/ 2010 Items per 1,000 Sq. Metres	2009/ 2010 Vol. per 1,000 Sq. Metres - Litres
	CIGARETTE BUTTS	CIGARETTE BUTTS - Total	7667	0.8817	35	0.0040
GLASS	Alcoholic sodas / spirit-based mixers, all sizes	GLASS - Alcoholic beverage container	19	7.1117	0	0.0321
	Beer, < 750ml, all colours of glass	GLASS - Alcoholic beverage container	90	42.9153	0	0.1937
	Beer, 750ml or more, all colours of glass	GLASS - Alcoholic beverage container	67	54.2901	0	0.2451
	Cider/fruit based etc.	GLASS - Alcoholic beverage container	0	0.0000	0	0.0000
	Flav.wtr/fruit j. dr/sprts dr, (non-carb), <1 litre	GLASS - Non-alcoholic beverage container	5	4.0515	0	0.0183
	Flav.wtr/fruit j. dr/sprts dr, (non-carb), 1 litre+	GLASS - Non-alcoholic beverage container	9	14.0590	0	0.0635
	Flav. water/soft drink (carbonated) <1 litre	GLASS - Non-alcoholic beverage container	20	5.8715	0	0.0265
	Flav. water/soft drink (carbonated) 1 litre+	GLASS - Non-alcoholic beverage container	2	3.3080	0	0.0149
	Fruit juice, < 1 litre	GLASS - Non-alcoholic beverage container	2	0.4254	0	0.0019
	Fruit juice, 1 litre+	GLASS - Non-alcoholic beverage container	3	3.9250	0	0.0177
	Other glass	GLASS - Other	348	6.8249	2	0.0308
	Plain water (carbonated or non-carb.), <1 litre	GLASS - Plain water container	5	2.0740	0	0.0094
	Plain water (carbonated or non-carb.), 1 litre+	GLASS - Plain water container	1	0.5296	0	0.0024
	Wine & spirit, all sizes	GLASS - Alcoholic beverage container	10	8.4683	0	0.0382
	Wine cooler, all sizes	GLASS - Alcoholic beverage container	0	0.0000	0	0.0000
	GLASS - Total		577	153.8542	3	0.6946
METAL	Aerosols - pressure packs	METAL - Other	8	5.4739	0	0.0247
	Alcoholic sodas & spirit-based mixers	METAL - Alcoholic beverage container	63	35.3997	0	0.1598
	Beer, aluminium, all types, all sizes	METAL - Alcoholic beverage container	57	24.3741	0	0.1100
	Cider/fruit based etc.	METAL - Alcoholic beverage container	0	0.0000	0	0.0000
	Flav. water/soft drink, (carbonated), all sizes	METAL - Non-alcoholic beverage container	300	129.4200	1	0.5843
	Flav. water/soft drink, (non-carb), all sizes	METAL - Plain water container	18	6.6780	0	0.0301
	Foil take away	METAL - Food container or utensil	60	27.5116	0	0.1242
	Food cans (including pet food)	METAL - Food container or utensil	21	9.7398	0	0.0440
	Industrial cans - all types	METAL - Other	11	50.2704	0	0.2270
	Metal bottle tops and can pull rings	METAL - Other	239	0.9540	1	0.0043
	Metal pieces	METAL - Other	84	0.8904	0	0.0040
	Other foil	METAL - Other	218	0.3401	1	0.0015
		METAL - Total		1077	291.0521	5

NSW	Item Type	Sub-category	2009/ 2010 Average - Items	2009/ 2010 Average - Volume - Litres	2009/ 2010 Items per 1,000 Sq. Metres	2009/ 2010 Vol. per 1,000 Sq. Metres - Litres
MISCELLANEOUS	Clothing & materials	MISCELLANEOUS - Other	102	1.5530	0	0.0070
	Condoms	MISCELLANEOUS - Other	4	0.0013	0	0.0000
	Construction materials	MISCELLANEOUS - Other	83	29.7000	0	0.1341
	Disposable nappies	MISCELLANEOUS - Other	11	11.8125	0	0.0533
	Ice cream sticks	MISCELLANEOUS - Other	103	0.0943	0	0.0004
	Other miscellaneous	MISCELLANEOUS - Other	138	1.8563	1	0.0084
	Rubber pieces (not tyres)	MISCELLANEOUS - Other	71	0.0116	0	0.0001
	Syringes	MISCELLANEOUS - Other	1	0.0023	0	0.0000
	Tyres & pieces	MISCELLANEOUS - Other	23	5.1750	0	0.0234
	MISCELLANEOUS - Total	MISCELLANEOUS - Total	533	50.2061	2	0.2267
PAPER/PAPERBOARD	Cartons, flavoured milk < 1 litre	PAPER /PAPERBOARD - Non-alcoholic beverage container	29	21.7413	0	0.0982
	Cartons, flavoured milk 1 litre+	PAPER /PAPERBOARD - Non-alcoholic beverage container	2	2.0253	0	0.0091
	Cartons, fruit juice, < 1 litre	PAPER /PAPERBOARD - Non-alcoholic beverage container	18	10.9331	0	0.0494
	Cartons, fruit juice, 1 litre+	PAPER /PAPERBOARD - Non-alcoholic beverage container	2	4.1400	0	0.0187
	Cartons, milk, plain (white)all sizes	PAPER /PAPERBOARD - Non-alcoholic beverage container	8	7.5950	0	0.0343
	Cigarette packets	PAPER /PAPERBOARD - Cigarette packets	289	62.9644	1	0.2843
	Cups/take away containers	PAPER /PAPERBOARD - Food container or utensil	334	243.1048	2	1.0975
	Flav. water/fruit j. drink/sports drink, non-carb, <1 litre	PAPER /PAPERBOARD - Non-alcoholic beverage container	11	2.8831	0	0.0130
	Flav. water / fruit j. drink/ sports drink, (non-carb), 1 litre+	PAPER /PAPERBOARD - Non-alcoholic beverage container	3	5.1750	0	0.0234
	Ice cream wrappers	PAPER /PAPERBOARD - Food container or utensil	69	0.1656	0	0.0007
	Junk mail / free circulars	PAPER /PAPERBOARD - Publication	269	46.8060	1	0.2113
	Newspapers & magazines	PAPER /PAPERBOARD - Publication	150	177.0000	1	0.7991
	Other paper	PAPER /PAPERBOARD - Other	1976	6.6789	9	0.0302
	Packages & boxes	PAPER /PAPERBOARD - Other	112	8.9600	1	0.0405
	Paper bags	PAPER /PAPERBOARD - Other	97	1.0210	0	0.0046
	Shopper docketts & related shopping paper (eg, lists)	PAPER /PAPERBOARD - Other	288	0.5836	1	0.0026
	Tickets, e.g. bus, ATM, vending machine etc.	PAPER /PAPERBOARD - Other	187	0.1646	1	0.0007
	PAPER/ PAPERBOARD - Total		3841	601.9417	17	2.7176

NSW	Item Type	Sub-category	2009/ 2010 Average - Items	2009/ 2010 Average - Volume - Litres	2009/ 2010 Items per 1,000 Sq. Metres	2009/ 2010 Vol. per 1,000 Sq. Metres - Litres	
PLASTIC	6 ring can holders	PLASTIC - Other	5	0.0075	0	0.0000	
	Bags - heavier glossy typically branded carry bags	PLASTIC - Shopping bag	8	0.7008	0	0.0032	
	Bags - supermarket type light weight carry bags	PLASTIC - Shopping bag	127	4.3104	1	0.0195	
	Bread bag tags	PLASTIC - Other	42	0.0097	0	0.0000	
	Containers, domestic type	PLASTIC - Other	18	149.8320	0	0.6764	
	Containers, industrial e.g. oil	PLASTIC - Other	3	67.3740	0	0.3042	
	Drink pouches	PLASTIC - Non-alcoholic beverage container	16	1.3369	0	0.0060	
	Flav. milk, <1 litre	PLASTIC - Non-alcoholic beverage container	39	20.7753	0	0.0938	
	Flav. milk, 1 litre+	PLASTIC - Non-alcoholic beverage container	4	8.5468	0	0.0386	
	Flav.wtr/fruit j. dr, sprts dr etc.(non-carb) <1 litre	PLASTIC - Non-alcoholic beverage container	28	15.2930	0	0.0690	
	Flav. wtr/fruit j. dr, sprts dr etc.(non-carb) 1 litre+	PLASTIC - Non-alcoholic beverage container	17	27.2910	0	0.1232	
	Flav. water/soft drink (carbonated) <1 litre	PLASTIC - Non-alcoholic beverage container	139	86.1622	1	0.3890	
	Flav. water/soft drink (carbonated) 1 litre+	PLASTIC - Non-alcoholic beverage container	25	40.5230	0	0.1829	
	Fruit juice <1 litre	PLASTIC - Non-alcoholic beverage container	20	10.3877	0	0.0469	
	Fruit juice, 1 litre+	PLASTIC - Non-alcoholic beverage container	4	7.4784	0	0.0338	
	Lollipop sticks	PLASTIC - Food container or utensil	141	0.0747	1	0.0003	
	Other plastic	PLASTIC - Other	573	0.7163	3	0.0032	
	Packing tape & straps	PLASTIC - Other	120	0.0323	1	0.0001	
	Plain water (carbonated or non-carb) <1 litre	PLASTIC - Plain water container	159	124.8822	1	0.5638	
	Plain water (carbonated or non-carb) 1 litre+	PLASTIC - Plain water container	20	30.0606	0	0.1357	
	Plastic bottle tops	PLASTIC - Other	245	1.9572	1	0.0088	
	Sacks - sheeting - other bags	PLASTIC - Other	48	0.0151	0	0.0001	
	Snack bags & confectionary wrappers	PLASTIC - Food container or utensil	309	2.4156	1	0.0109	
	Spoons/ cutlery	PLASTIC - Food container or utensil	86	0.8208	0	0.0037	
	Straws	PLASTIC - Food container or utensil	375	1.5469	2	0.0070	
	Styrene foam boxes, sheets, etc	PLASTIC - Other	63	2.3438	0	0.0106	
	Take away & cups	PLASTIC - Food container or utensil	229	47.4076	1	0.2140	
	White milk, all sizes	PLASTIC - Non-alcoholic beverage container	5	9.6151	0	0.0434	
	Wine cask bladders	PLASTIC - Alcoholic beverage container	5	2.3000	0	0.0104	
	PLASTIC - Total			2866	664.2166	13	2.9987
	GRAND TOTAL			16561	1762.1524	75	7.9556

***Tables:
National Items and Volumes -
Litter Count by Site Type***

National - Nov 2009		Items								
		Beach	Car Park	Highway	Industrial	Recreational Park	Residential	Retail	Shopping Centre	Total
CIGARETTE BUTTS		2804	8794	10422	4409	2742	3021	8386	4979	45557
GLASS	Alcoholic sodas / spirit-based mixers, all sizes	3	22	62	7	6	6	1	2	109
	Beer, all colours of glass, <750ml	31	73	423	76	30	69	29	14	745
	Beer, all colours of glass, 750ml+	32	42	80	19	8	14	0	7	202
	Cider/fruit based etc.	0	0	11	1	0	0	1	1	14
	Flav.wtr/fruit j. dr/sprts dr, (non-carb), <1 litre	0	4	11	5	2	5	2	0	29
	Flav.wtr/fruit j. dr/sprts dr, (non-carb), 1 litre+	0	0	1	8	0	1	1	0	11
	Flav. water/soft drink (carbonated) <1 litre	11	20	30	16	24	12	8	1	122
	Flav. water/soft drink (carbonated) 1 litre+	0	3	1	7	9	1	0	1	22
	Fruit juice, < 1 litre	3	2	9	2	6	5	0	0	27
	Fruit juice, 1 litre+	0	3	1	0	0	0	0	0	4
	Other glass	91	262	364	199	95	127	100	53	1291
	Plain water (carbonated or non-carb.), <1 litre	3	8	5	5	0	2	4	2	29
	Plain water (carbonated or non-carb.), 1 litre+	0	2	0	4	0	0	1	5	12
	Wine & spirit, all sizes	3	10	16	11	1	5	2	0	48
	Wine cooler, all sizes	0	0	1	0	0	1	0	0	2
Total	177	451	1015	360	181	248	149	86	2667	
METAL	Aerosols - pressure packs	0	10	18	3	2	3	2	3	41
	Alcoholic sodas & spirit-based mixers	7	43	274	47	20	35	19	9	454
	Beer, aluminium, all types, all sizes	26	50	296	53	19	29	18	6	497
	Cider/fruit based etc.	1	0	3	0	0	0	2	0	6
	Flav. water/soft drink, (carbonated), all sizes	38	100	595	169	61	112	91	40	1206
	Flav. water/soft drink, (non-carb), all sizes	1	17	46	13	5	9	1	1	93
	Foil take away	9	25	139	18	14	22	16	20	263
	Food cans (including pet food)	1	10	35	8	1	11	5	2	73
	Industrial cans - all types	0	1	14	8	0	0	0	1	24
	Metal bottle tops and can pull rings	170	506	467	174	403	314	232	154	2420
	Metal pieces	20	66	298	124	43	70	39	38	698
	Other foil	84	161	332	162	118	205	126	108	1296
Total	357	989	2517	779	686	810	551	382	7071	

		Items								
		Beach	Car Park	Highway	Industrial	Recreational Park	Residential	Retail	Shopping Centre	Total
National - Nov 2009										
MISCELLANEOUS	Clothing & materials	76	78	432	124	26	65	27	12	840
	Condoms	2	9	2	6	2	1	1	0	23
	Construction materials	27	32	202	155	11	62	9	3	501
	Disposable nappies	4	9	17	4	6	4	3	1	48
	Ice cream sticks	48	87	112	25	47	79	71	32	501
	Other miscellaneous	38	39	86	48	26	66	22	16	341
	Rubber pieces (not tyres)	25	59	305	113	69	40	22	26	659
	Syringes	0	3	2	0	0	0	2	0	7
	Tyres & pieces	5	6	203	6	18	5	3	1	247
Total	225	322	1361	481	205	322	160	91	3167	
PAPER/PAPERBOARD	Cartons, flavoured milk < 1 litre	4	31	239	51	12	31	30	7	405
	Cartons, flavoured milk 1 litre+	1	0	11	0	0	3	0	1	16
	Cartons, fruit juice, < 1 litre	4	6	20	7	5	11	10	12	75
	Cartons, fruit juice, 1 litre+	0	0	1	0	0	0	0	0	1
	Cartons, milk, plain (white) all sizes	1	10	14	5	2	5	2	4	43
	Cigarette packets	42	181	520	210	26	136	84	57	1256
	Cups/take away containers	65	289	732	180	60	115	70	67	1578
	Flav. water/fruit j. drink/sports drink, non-carb, <1 litre	2	5	19	6	3	4	5	0	44
	Flav. water / fruit j. drink/ sports drink, (non-carb), 1 litre+	1	1	8	2	3	1	0	0	16
	Ice cream wrappers	31	43	91	25	27	50	55	16	338
	Junk mail / free circulars	9	73	160	126	13	249	107	51	788
	Newspapers & magazines	6	45	211	122	5	150	36	22	597
	Other paper	462	1227	2593	1273	564	1178	652	614	8563
	Packages & boxes	15	65	343	173	18	51	37	25	727
	Paper bags	33	136	261	110	29	59	67	66	761
Shopper dockets & related shopping paper (eg, lists)	28	242	112	68	19	106	176	259	1010	
Tickets, e.g. bus, ATM, vending machine etc.	39	163	131	24	18	108	144	202	829	
Total	743	2517	5466	2382	804	2257	1475	1403	17047	

National - Nov 2009		Items								
		Beach	Car Park	Highway	Industrial	Recreational Park	Residential	Retail	Shopping Centre	Total
PLASTIC	6 ring can holders	8	13	28	3	9	8	4	1	74
	Bags - heavier glossy typically branded carry bags	4	7	43	10	4	7	1	3	79
	Bags - supermarket type light weight carry bags	48	77	216	79	25	49	26	23	543
	Bread bag tags	8	33	44	25	68	23	22	5	228
	Containers, domestic type	4	6	70	21	0	10	7	3	121
	Containers, industrial e.g. oil	0	2	23	0	0	2	0	0	27
	Drink pouches	0	3	36	5	3	4	0	0	51
	Flav. milk, <1 litre	2	16	122	42	6	12	9	5	214
	Flav. milk, 1 litre+	1	1	15	7	0	1	0	0	25
	Flav.wtr/fruit j. dr, sprts dr etc.(non-carb) <1 litre	5	10	64	21	9	14	13	9	145
	Flav. wtr/fruit j. dr, sprts dr etc.(non-carb) 1 litre+	3	11	38	6	5	5	4	9	81
	Flav. water/soft drink (carbonated) <1 litre	16	44	338	69	26	38	37	38	606
	Flav. water/soft drink (carbonated) 1 litre+	10	4	67	11	3	7	2	2	106
	Fruit juice <1 litre	3	12	45	13	2	9	3	3	90
	Fruit juice, 1 litre+	3	9	5	3	3	0	0	0	23
	Lollipop sticks	91	113	100	31	114	94	88	49	680
	Other plastic	210	423	1522	670	204	559	278	192	4058
	Packing tape & straps	42	48	308	240	21	72	32	22	785
	Plain water (carbonated or non-carb) <1 litre	10	43	148	45	14	40	35	25	360
	Plain water (carbonated or non-carb) 1 litre+	2	0	51	19	9	0	1	1	83
	Plastic bottle tops	149	231	420	169	163	189	154	122	1597
	Sacks - sheeting - other bags	21	17	165	144	2	18	5	2	374
	Snack bags & confectionary wrappers	181	346	653	239	243	308	275	135	2380
	Spoons/ cutlery	43	93	92	43	64	41	54	29	459
	Straws	187	246	413	125	221	216	152	132	1692
	Styrene foam boxes, sheets, etc	20	14	219	123	9	46	10	6	447
	Take away & cups	65	149	441	157	82	111	73	54	1132
White milk, all sizes	3	11	16	6	0	3	1	3	43	
Wine cask bladders	0	1	3	0	0	0	0	0	4	
Total	1139	1983	5705	2326	1309	1886	1286	873	16507	
GRAND TOTAL	5445	15056	26486	10737	5927	8544	12007	7814	92016	

National - Nov 2009		Volume - Litres								
		Beach	Car Park	Highway	Industrial	Recreational Park	Residential	Retail	Shopping Centre	Total
CIGARETTE BUTTS		0.3225	1.0113	1.1985	0.5070	0.3153	0.3474	0.9644	0.5726	5.2391
GLASS	Alcoholic sodas / spirit-based mixers, all sizes	1.1229	8.2346	23.2066	2.6201	2.2458	2.2458	0.3743	0.7486	40.7987
	Beer, all colours of glass, <750ml	14.8645	35.0035	202.8285	36.4420	14.3850	33.0855	13.9055	6.7130	357.2275
	Beer, all colours of glass, 750ml+	25.9296	34.0326	64.8240	15.3957	6.4824	11.3442	0.0000	5.6721	163.6806
	Cider/fruit based etc.	0.0000	0.0000	4.9973	0.4543	0.0000	0.0000	0.4543	0.4543	6.3602
	Flav.wtr/fruit j. dr/sprts dr, (non-carb), <1 litre	0.0000	3.2412	8.9133	4.0515	1.6206	4.0515	1.6206	0.0000	23.4987
	Flav.wtr/fruit j. dr/sprts dr, (non-carb), 1 litre+	0.0000	0.0000	1.6540	13.2320	0.0000	1.6540	1.6540	0.0000	18.1940
	Flav. water/soft drink (carbonated) <1 litre	3.3121	6.0220	9.0330	4.8176	7.2264	3.6132	2.4088	0.3011	36.7342
	Flav. water/soft drink (carbonated) 1 litre+	0.0000	4.9620	1.6540	11.5780	14.8860	1.6540	0.0000	1.6540	36.3880
	Fruit juice, < 1 litre	2.1372	0.5672	2.5524	0.5672	1.7016	1.4180	0.0000	0.0000	8.9436
	Fruit juice, 1 litre+	0.0000	4.7100	1.5700	0.0000	0.0000	0.0000	0.0000	0.0000	6.2800
	Other glass	1.7872	5.1457	7.1490	3.9084	1.8658	2.4943	1.9640	1.0409	25.3552
	Plain water (carbonated or non-carb.), <1 litre	1.2444	3.3184	2.0740	2.0740	0.0000	0.8296	1.6592	0.8296	12.0292
	Plain water (carbonated or non-carb.), 1 litre+	0.0000	2.1185	0.0000	4.2370	0.0000	0.0000	1.0593	5.2963	12.7110
	Wine & spirit, all sizes	2.6742	8.9140	14.2624	9.8054	0.8914	4.4570	1.7828	0.0000	42.7872
	Wine cooler, all sizes	0.0000	0.0000	0.3743	0.0000	0.0000	0.3743	0.0000	0.0000	0.7486
Total	53.0721	116.2697	345.0928	109.1832	51.3050	67.2214	26.8828	22.7099	791.7367	
METAL	Aerosols - pressure packs	0.0000	6.8424	12.3163	2.0527	1.3685	2.0527	1.3685	2.0527	28.0538
	Alcoholic sodas & spirit-based mixers	3.9333	24.1617	153.9606	26.4093	11.2380	19.6665	10.6761	5.0571	255.1026
	Beer, aluminium, all types, all sizes	11.2164	21.5700	127.6944	22.8642	8.1966	12.5106	7.7652	2.5884	214.4058
	Cider/fruit based etc.	0.4314	0.0000	1.2942	0.0000	0.0000	0.0000	0.8628	0.0000	2.5884
	Flav. water/soft drink, (carbonated), all sizes	16.3932	43.1400	256.6830	72.9066	26.3154	48.3168	39.2574	17.2560	520.2684
	Flav. water/soft drink, (non-carb), all sizes	0.3816	6.4872	17.5536	4.9608	1.9080	3.4344	0.3816	0.3816	35.4888
	Foil take away	4.1614	11.5595	64.2708	8.3228	6.4733	10.1724	7.3981	9.2476	121.6059
	Food cans (including pet food)	0.4638	4.6380	16.2330	3.7104	0.4638	5.1018	2.3190	0.9276	33.8574
	Industrial cans - all types	0.0000	4.5700	63.9806	36.5603	0.0000	0.0000	0.0000	4.5700	109.6810
	Metal bottle tops and can pull rings	0.6800	2.0240	1.8680	0.6960	1.6120	1.2560	0.9280	0.6160	9.6800
	Metal pieces	0.2120	0.6996	3.1588	1.3144	0.4558	0.7420	0.4134	0.4028	7.3988
	Other foil	0.1310	0.2512	0.5179	0.2527	0.1841	0.3198	0.1966	0.1685	2.0218
Total	38.0042	125.9436	719.5312	180.0503	58.2155	103.5730	71.5666	43.2683	1340.1527	

		Volume - Litres								
		Beach	Car Park	Highway	Industrial	Recreational Park	Residential	Retail	Shopping Centre	Total
National - Nov 2009										
MISCELLANEOUS	Clothing & materials	1.1628	1.1934	6.6096	1.8972	0.3978	0.9945	0.4131	0.1836	12.8520
	Condoms	0.0006	0.0029	0.0006	0.0019	0.0006	0.0003	0.0003	0.0000	0.0074
	Construction materials	9.7200	11.5200	72.7200	55.8000	3.9600	22.3200	3.2400	1.0800	180.3600
	Disposable nappies	4.5000	10.1250	19.1250	4.5000	6.7500	4.5000	3.3750	1.1250	54.0000
	Ice cream sticks	0.0442	0.0800	0.1030	0.0230	0.0432	0.0727	0.0653	0.0294	0.4609
	Other miscellaneous	0.3915	0.4860	0.9855	0.6075	0.2700	0.7965	0.2970	0.2160	4.0500
	Rubber pieces (not tyres)	0.1236	0.0476	0.2142	0.0586	0.0914	0.1008	0.0033	0.0036	0.6428
	Syringes	0.0020	0.0094	0.0160	0.0005	0.0010	0.0003	0.0048	0.0008	0.0349
	Tyres & pieces	1.1250	1.3500	45.6750	1.3500	4.0500	1.1250	0.6750	0.2250	55.5750
Total	17.0697	24.8143	145.4490	64.2387	15.5640	29.9101	8.0739	2.8633	307.9830	
PAPER/PAPERBOARD	Cartons, flavoured milk < 1 litre	2.9988	23.2407	179.1783	38.2347	8.9964	23.2407	22.4910	5.2479	303.6285
	Cartons, flavoured milk 1 litre+	1.0127	0.0000	11.1393	0.0000	0.0000	3.0380	0.0000	1.0127	16.2026
	Cartons, fruit juice, < 1 litre	2.4990	3.7485	12.4950	4.3733	3.1238	6.8723	6.2475	7.4970	46.8563
	Cartons, fruit juice, 1 litre+	0.0000	0.0000	2.0700	0.0000	0.0000	0.0000	0.0000	0.0000	2.0700
	Cartons, milk, plain (white) all sizes	1.0127	10.1266	14.1772	5.0633	2.0253	5.0633	2.0253	4.0506	43.5444
	Cigarette packets	9.1505	39.4345	113.2924	45.7527	5.6646	29.6303	18.3011	12.4186	273.6447
	Cups/take away containers	47.3818	210.6666	533.5914	131.2110	43.7370	83.8293	51.0265	48.8397	1150.2831
	Flav. water/fruit j. drink/sports drink, non-carb, <1 litre	0.5242	1.3105	7.0499	1.5726	0.7863	1.0484	1.3105	0.0000	13.6024
	Flav. water / fruit j. drink/ sports drink, (non-carb), 1 litre+	2.0700	2.0700	14.4900	4.1400	6.2100	2.0700	0.0000	0.0000	31.0500
	Ice cream wrappers	0.0744	0.1032	0.2184	0.0600	0.0648	0.1200	0.1320	0.0384	0.8112
	Junk mail / free circulars	1.5660	12.7020	27.8400	21.9240	2.2620	43.3260	18.6180	8.8740	137.1120
	Newspapers & magazines	7.0800	53.1000	248.9800	143.9600	5.9000	177.0000	42.4800	25.9600	704.4600
	Other paper	1.5616	4.1473	8.7643	4.3027	1.9063	3.9816	2.2038	2.0753	28.9429
	Packages & boxes	1.2000	5.2000	27.4400	13.8400	1.4400	4.0800	2.9600	2.0000	58.1600
	Paper bags	0.3491	1.4389	2.7614	1.1638	0.3068	0.6242	0.7089	0.6983	8.0514
	Shopper docketts & related shopping paper (eg, lists)	0.0568	0.4913	0.2274	0.1380	0.0386	0.2152	0.3573	0.5258	2.0503
Tickets, e.g. bus, ATM, vending machine etc.	0.0343	0.1434	0.1153	0.0211	0.0158	0.0950	0.1267	0.1778	0.7295	
Total	78.5719	367.9234	1203.8303	415.7573	82.4777	384.2343	168.9885	119.4160	2821.1993	

National - Nov 2009		Volume - Litres								
		Beach	Car Park	Highway	Industrial	Recreational Park	Residential	Retail	Shopping Centre	Total
PLASTIC	6 ring can holders	0.0120	0.0195	0.0420	0.0045	0.0135	0.0120	0.0060	0.0015	0.1110
	Bags - heavier glossy typically branded carry bags	0.3504	0.6132	3.7668	0.8760	0.3504	0.6132	0.0876	0.2628	6.9204
	Bags - supermarket type light weight carry bags	1.6291	2.6134	7.3310	2.6813	0.8485	1.6631	0.8824	0.7806	18.4294
	Bread bag tags	0.0018	0.0076	0.0101	0.0058	0.0156	0.0053	0.0051	0.0012	0.0524
	Containers, domestic type	33.2960	49.9440	582.6800	174.8040	0.0000	83.2400	58.2680	24.9720	1007.2040
	Containers, industrial e.g. oil	0.0000	44.9160	516.5340	0.0000	0.0000	44.9160	0.0000	0.0000	606.3660
	Drink pouches	0.0000	0.2588	3.1050	0.4313	0.2588	0.3450	0.0000	0.0000	4.3988
	Flav. milk, <1 litre	1.0654	8.5232	64.9894	22.3734	3.1962	6.3924	4.7943	2.6635	113.9978
	Flav. milk, 1 litre+	2.1367	2.1367	32.0504	14.9568	0.0000	2.1367	0.0000	0.0000	53.4173
	Flav.wtr/fruit j. dr, sprts dr etc.(non-carb) <1 litre	2.7806	5.5611	35.5910	11.6783	5.0050	7.7855	7.2294	5.0050	80.6360
	Flav. wtr/fruit j. dr, sprts dr etc.(non-carb) 1 litre+	4.9620	18.1940	62.8520	9.9240	8.2700	8.2700	6.6160	16.1302	135.2182
	Flav. water/soft drink (carbonated) <1 litre	9.9538	27.3728	210.2732	42.9256	16.1749	23.6402	23.0181	24.0500	377.4084
	Flav. water/soft drink (carbonated) 1 litre+	16.5400	6.6160	110.8180	18.1940	4.9620	11.5780	3.3080	2.1867	174.2027
	Fruit juice <1 litre	1.5981	6.3924	23.9715	6.9251	1.0654	4.7943	1.5981	1.0654	47.4103
	Fruit juice, 1 litre+	6.4101	19.2302	10.6835	6.4101	6.4101	0.0000	0.0000	0.0000	49.1439
	Lollipop sticks	0.0482	0.0599	0.0530	0.0164	0.0604	0.0498	0.0466	0.0310	0.3654
	Other plastic	0.2625	0.5288	1.9025	0.8375	0.2550	0.6988	0.3475	0.2353	5.0678
	Packing tape & straps	0.0113	0.0130	0.0832	0.0648	0.0057	0.0194	0.0086	0.0057	0.2117
	Plain water (carbonated or non-carb) <1 litre	7.8790	33.8797	116.6092	35.4555	11.0306	31.5160	27.5765	19.6975	283.6440
	Plain water (carbonated or non-carb) 1 litre+	3.0831	0.0000	78.6201	29.2898	13.8741	0.0000	1.5416	1.5816	127.9903
	Plastic bottle tops	1.1927	1.8492	3.3621	1.3528	1.3048	1.5129	1.2328	0.9369	12.7443
	Sacks - sheeting - other bags	0.0066	0.0054	0.0520	0.0454	0.0006	0.0057	0.0016	0.1882	0.3054
	Snack bags & confectionary wrappers	1.4172	2.7092	5.1130	1.8714	1.9027	2.4116	2.1533	0.8883	18.4667
	Spoons/ cutlery	0.4128	0.8928	0.8832	0.4128	0.6144	0.3936	0.5184	0.2716	4.3996
	Straws	0.7714	1.0148	1.7036	0.5156	0.9116	0.8910	0.6270	0.5321	6.9671
	Styrene foam boxes, sheets, etc	0.7500	0.5250	8.2125	4.6125	0.3375	1.7250	0.3750	0.8461	17.3836
	Take away & cups	13.4563	30.8460	91.2958	32.5021	16.9756	22.9792	15.1125	10.5580	233.7256
	White milk, all sizes	6.4101	23.5036	34.1870	12.8201	0.0000	6.4101	2.1367	6.4101	91.8777
	Wine cask bladders	0.0000	0.4600	1.3800	0.0000	0.0000	0.0000	0.0000	0.0000	1.8400
	Total	116.4373	288.6860	2008.1551	431.9869	93.8434	264.0048	157.4910	119.3012	3479.9056
GRAND TOTAL	303.4776	924.6482	4423.2568	1201.7234	301.7210	849.2910	433.9672	308.1312	8746.2164	

National - MAY 2010		Items								
		Beach	Car Park	Highway	Industrial	Recreational Park	Residential	Retail	Shopping Centre	Total
CIGARETTE BUTTS		2123	10065	10734	5744	2051	3370	10980	5839	50906
GLASS	Alcoholic sodas / spirit-based mixers, all sizes	1	13	76	14	2	8	1	2	117
	Beer, all colours of glass, <750ml	19	65	423	117	38	83	14	6	765
	Beer, all colours of glass, 750ml+	14	34	54	40	26	20	8	1	197
	Cider/fruit based etc.	0	4	8	1	0	0	0	0	13
	Flav.wtr/fruit j. dr/sprts dr, (non-carb), <1 litre	4	2	26	5	0	8	0	0	45
	Flav.wtr/fruit j. dr/sprts dr, (non-carb), 1 litre+	0	3	6	6	4	0	0	1	20
	Flav. water/soft drink (carbonated) <1 litre	10	19	20	20	4	15	1	2	91
	Flav. water/soft drink (carbonated) 1 litre+	0	3	6	2	3	3	0	0	17
	Fruit juice, < 1 litre	6	4	11	2	0	5	0	1	29
	Fruit juice, 1 litre+	0	2	1	1	0	1	1	0	6
	Other glass	117	441	604	340	83	189	122	28	1924
	Plain water (carbonated or non-carb.), <1 litre	2	3	7	8	11	12	1	0	44
	Plain water (carbonated or non-carb.), 1 litre+	0	1	4	0	0	1	0	0	6
	Wine & spirit, all sizes	2	5	12	4	0	2	2	0	27
	Wine cooler, all sizes	1	0	5	1	1	2	2	0	12
Total	176	599	1263	561	172	349	152	41	3313	
METAL	Aerosols - pressure packs	3	7	21	14	3	6	1	0	55
	Alcoholic sodas & spirit-based mixers	13	45	321	68	16	31	25	1	520
	Beer, aluminium, all types, all sizes	8	41	269	59	13	20	20	1	431
	Cider/fruit based etc.	0	1	1	2	0	0	1	0	5
	Flav. water/soft drink, (carbonated), all sizes	30	102	606	214	65	94	48	23	1182
	Flav. water/soft drink, (non-carb), all sizes	0	1	10	17	1	5	0	1	35
	Foil take away	14	31	102	18	21	25	21	23	255
	Food cans (including pet food)	3	13	41	29	3	16	4	2	111
	Industrial cans - all types	1	1	16	12	0	3	0	0	33
	Metal bottle tops and can pull rings	207	456	461	254	179	302	238	129	2226
	Metal pieces	16	79	354	193	25	78	25	30	800
	Other foil	58	216	385	143	162	217	172	87	1440
	Total	353	993	2587	1023	488	797	555	297	7093

		Items								
		Beach	Car Park	Highway	Industrial	Recreational Park	Residential	Retail	Shopping Centre	Total
National - MAY 2010										
MISCELLANEOUS	Clothing & materials	54	79	462	134	32	74	17	14	866
	Condoms	1	10	9	2	5	2	2	0	31
	Construction materials	18	27	230	190	6	69	8	4	552
	Disposable nappies	1	7	12	1	3	4	3	0	31
	Ice cream sticks	24	50	48	17	34	66	61	25	325
	Other miscellaneous	30	98	214	150	35	65	69	28	689
	Rubber pieces (not tyres)	43	54	256	89	38	40	18	12	550
	Syringes	1	1	4	0	0	0	0	1	7
	Tyres & pieces	1	3	210	20	2	2	1	1	240
Total	173	329	1445	603	155	322	179	85	3291	
PAPER/PAPERBOARD	Cartons, flavoured milk < 1 litre	3	20	225	55	6	22	19	7	357
	Cartons, flavoured milk 1 litre+	1	1	11	2	0	5	3	0	23
	Cartons, fruit juice, < 1 litre	0	19	18	27	12	23	8	4	111
	Cartons, fruit juice, 1 litre+	0	2	1	1	2	0	2	0	8
	Cartons, milk, plain (white) all sizes	0	5	11	10	2	2	2	1	33
	Cigarette packets	19	141	494	219	44	158	56	45	1176
	Cups/take away containers	39	248	1024	269	66	189	67	87	1989
	Flav. water/fruit j. drink/sports drink, non-carb, <1 litre	0	1	13	4	2	6	1	1	28
	Flav. water / fruit j. drink/ sports drink, (non-carb), 1 litre+	0	0	8	1	0	1	0	0	10
	Ice cream wrappers	16	20	104	18	22	35	26	15	256
	Junk mail / free circulars	7	56	125	98	20	211	52	42	611
	Newspapers & magazines	5	26	155	52	6	126	29	9	408
	Other paper	380	1721	3709	1703	627	1475	1124	720	11459
	Packages & boxes	13	61	450	175	13	62	46	17	837
	Paper bags	24	112	416	137	37	101	75	53	955
Shopper dockets & related shopping paper (eg, lists)	28	254	114	83	26	126	166	258	1055	
Tickets, e.g. bus, ATM, vending machine etc.	19	217	113	45	21	84	171	129	799	
Total	554	2904	6991	2899	906	2626	1847	1388	20115	

National - MAY 2010		Items								
		Beach	Car Park	Highway	Industrial	Recreational Park	Residential	Retail	Shopping Centre	Total
PLASTIC	6 ring can holders	1	5	16	8	5	12	14	1	62
	Bags - heavier glossy typically branded carry bags	3	8	55	7	3	13	0	1	90
	Bags - supermarket type light weight carry bags	41	66	307	74	34	81	40	24	667
	Bread bag tags	44	28	21	17	69	39	13	7	238
	Containers, domestic type	1	3	44	26	0	14	1	1	90
	Containers, industrial e.g. oil	0	0	13	3	0	2	0	0	18
	Drink pouches	1	3	6	2	2	10	4	0	28
	Flav. milk, <1 litre	3	21	158	33	11	17	5	3	251
	Flav. milk, 1 litre+	2	0	11	3	4	1	1	0	22
	Flav.wtr/fruit j. dr, sprts dr etc.(non-carb) <1 litre	3	9	76	13	12	6	9	3	131
	Flav. wtr/fruit j. dr, sprts dr etc.(non-carb) 1 litre+	1	7	39	9	5	3	1	0	65
	Flav. water/soft drink (carbonated) <1 litre	16	46	308	75	9	45	35	10	544
	Flav. water/soft drink (carbonated) 1 litre+	8	12	50	16	2	12	3	2	105
	Fruit juice <1 litre	1	10	36	13	10	13	2	3	88
	Fruit juice, 1 litre+	0	4	9	0	5	2	0	2	22
	Lollipop sticks	53	153	75	41	174	87	94	61	738
	Other plastic	349	569	1947	1077	354	798	473	209	5776
	Packing tape & straps	40	53	297	256	31	79	23	11	790
	Plain water (carbonated or non-carb) <1 litre	14	34	142	53	17	37	26	10	333
	Plain water (carbonated or non-carb) 1 litre+	2	0	56	17	4	8	2	0	89
	Plastic bottle tops	105	190	419	156	149	194	140	72	1425
	Sacks - sheeting - other bags	9	23	158	119	7	15	6	1	338
	Snack bags & confectionary wrappers	156	461	904	348	346	652	455	147	3469
	Spoons/ cutlery	49	112	90	48	66	55	54	24	498
	Straws	140	276	529	170	194	265	159	126	1859
	Styrene foam boxes, sheets, etc	17	16	313	164	6	65	16	2	599
	Take away & cups	44	156	514	166	97	143	95	66	1281
White milk, all sizes	0	4	14	9	4	1	1	4	37	
Wine cask bladders	0	0	7	6	0	1	1	1	16	
Total	1103	2269	6614	2929	1620	2670	1673	791	19669	
GRAND TOTAL	4482	17159	29634	13759	5392	10134	15386	8441	104387	

National - MAY 2010		Volume - Litres								
		Beach	Car Park	Highway	Industrial	Recreational Park	Residential	Retail	Shopping Centre	Total
CIGARETTE BUTTS		0.2441	1.1575	1.2344	0.6606	0.2359	0.3876	1.2627	0.6715	5.8542
GLASS	Alcoholic sodas / spirit-based mixers, all sizes	0.3743	4.8659	28.4468	5.2402	0.7486	2.9944	0.3743	0.7486	43.7931
	Beer, all colours of glass, <750ml	9.1105	31.1675	202.8285	56.1015	18.2210	39.7985	6.7130	2.8770	366.8175
	Beer, all colours of glass, 750ml+	11.3442	27.5502	43.7562	32.4120	21.0678	16.2060	6.4824	0.8103	159.6291
	Cider/fruit based etc.	0.0000	1.8172	3.6344	0.4543	0.0000	0.0000	0.0000	0.0000	5.9059
	Flav.wtr/fruit j. dr/sprts dr, (non-carb), <1 litre	3.2412	1.6206	21.0678	4.0515	0.0000	6.4824	0.0000	0.0000	36.4635
	Flav.wtr/fruit j. dr/sprts dr, (non-carb), 1 litre+	0.0000	4.9620	9.9240	9.9240	6.6160	0.0000	0.0000	1.6540	33.0800
	Flav. water/soft drink (carbonated) <1 litre	3.0110	5.7209	6.0220	6.0220	1.2044	4.5165	0.3011	0.6022	27.4001
	Flav. water/soft drink (carbonated) 1 litre+	0.0000	4.9620	9.9240	3.3080	4.9620	4.9620	0.0000	0.0000	28.1180
	Fruit juice, < 1 litre	1.7016	1.1344	3.1196	0.5672	0.0000	1.4180	0.0000	0.2836	8.2244
	Fruit juice, 1 litre+	0.0000	3.1400	1.5700	1.5700	0.0000	1.5700	1.5700	0.0000	9.4200
	Other glass	2.2979	8.6612	11.8626	6.6776	1.6301	3.7120	2.3961	0.5499	37.7874
	Plain water (carbonated or non-carb.), <1 litre	0.8296	1.2444	2.9036	3.3184	4.5628	4.9776	0.4148	0.0000	18.2512
	Plain water (carbonated or non-carb.), 1 litre+	0.0000	1.0593	4.2370	0.0000	0.0000	1.0593	0.0000	0.0000	6.3555
	Wine & spirit, all sizes	1.7828	4.4570	10.6968	3.5656	0.0000	1.7828	1.7828	0.0000	24.0678
	Wine cooler, all sizes	0.3743	0.0000	1.8715	0.3743	0.3743	0.7486	0.7486	0.0000	4.4916
Total	34.0674	102.3626	361.8648	133.5866	59.3870	90.2280	20.7831	7.5256	809.8051	
METAL	Aerosols - pressure packs	2.0527	4.7897	14.3690	9.5794	2.0527	4.1054	0.6842	0.0000	37.6332
	Alcoholic sodas & spirit-based mixers	7.3047	25.2855	180.3699	38.2092	8.9904	17.4189	14.0475	0.5619	292.1880
	Beer, aluminium, all types, all sizes	3.4512	17.6874	116.0466	25.4526	5.6082	8.6280	8.6280	0.4314	185.9334
	Cider/fruit based etc.	0.0000	0.4314	0.4314	0.8628	0.0000	0.0000	0.4314	0.0000	2.1570
	Flav. water/soft drink, (carbonated), all sizes	12.9420	44.0028	261.4284	92.3196	28.0410	40.5516	20.7072	9.9222	509.9148
	Flav. water/soft drink, (non-carb), all sizes	0.0000	0.3816	3.8160	6.4872	0.3816	1.9080	0.0000	0.3816	13.3560
	Foil take away	6.4733	14.3338	47.1628	8.3228	9.7100	11.5595	9.7100	10.6347	117.9069
	Food cans (including pet food)	1.3914	6.0294	19.0158	13.4502	1.3914	7.4208	1.8552	0.9276	51.4818
	Industrial cans - all types	4.5700	4.5700	73.1206	54.8405	0.0000	13.7101	0.0000	0.0000	150.8113
	Metal bottle tops and can pull rings	0.8280	1.8240	1.8440	1.0160	0.7160	1.2080	0.9520	0.5160	8.9040
	Metal pieces	0.1696	0.8374	3.7524	2.0458	0.2650	0.8268	0.2650	0.3180	8.4800
	Other foil	0.0905	0.3370	0.6006	0.2231	0.2527	0.3385	0.2683	0.1357	2.2464
Total	39.2735	120.5100	721.9575	252.8092	57.4090	107.6757	57.5488	23.8292	1381.0128	

National - MAY 2010		Volume - Litres								
		Beach	Car Park	Highway	Industrial	Recreational Park	Residential	Retail	Shopping Centre	Total
MISCELLANEOUS	Clothing & materials	0.8262	1.2087	7.0686	2.0502	0.4896	1.1322	0.2601	0.2142	13.2498
	Condoms	0.0003	0.0032	0.0029	0.0006	0.0016	0.0006	0.0006	0.0000	0.0099
	Construction materials	6.4800	9.7200	82.8000	68.4000	2.1600	24.8400	2.8800	1.4400	198.7200
	Disposable nappies	1.1250	7.8750	13.5000	1.1250	3.3750	4.5000	3.3750	0.0000	34.8750
	Ice cream sticks	0.0221	0.0460	0.0442	0.0156	0.0313	0.0607	0.0561	0.0230	0.2990
	Other miscellaneous	0.4050	1.3230	2.8890	2.0250	0.4725	0.8775	0.9315	0.3780	9.3015
	Rubber pieces (not tyres)	0.0071	0.0089	0.0421	0.0146	0.0063	0.0066	0.0030	0.0020	0.0905
	Syringes	0.0023	0.0023	0.0090	0.0000	0.0000	0.0000	0.0000	0.0023	0.0158
	Tyres & pieces	0.2250	0.6750	47.2500	4.5000	0.4500	0.4500	0.2250	0.2250	54.0000
Total	9.0929	20.8620	153.6058	78.1311	6.9862	31.8676	7.7313	2.2844	310.5615	
PAPER/PAPERBOARD	Cartons, flavoured milk < 1 litre	2.2491	14.9940	168.6825	41.2335	4.4982	16.4934	14.2443	5.2479	267.6429
	Cartons, flavoured milk 1 litre+	1.0127	1.0127	11.1393	2.0253	0.0000	5.0633	3.0380	0.0000	23.2912
	Cartons, fruit juice, < 1 litre	0.0000	11.8703	11.2455	16.8683	7.4970	14.3693	4.9980	2.4990	69.3473
	Cartons, fruit juice, 1 litre+	0.0000	4.1400	2.0700	2.0700	4.1400	0.0000	4.1400	0.0000	16.5600
	Cartons, milk, plain (white) all sizes	0.0000	5.0633	11.1393	10.1266	2.0253	2.0253	2.0253	1.0127	33.4178
	Cigarette packets	4.1395	30.7197	107.6278	47.7135	9.5863	34.4235	12.2007	9.8042	256.2151
	Cups/take away containers	28.4291	180.7796	746.4448	196.0876	48.1107	137.7716	48.8397	63.4187	1449.8816
	Flav. water/fruit j. drink/sports drink, non-carb, <1 litre	0.0000	0.2621	3.4073	1.0484	0.5242	1.5726	0.2621	0.2621	7.3388
	Flav. water / fruit j. drink/ sports drink, (non-carb), 1 litre+	0.0000	0.0000	16.5600	2.0700	0.0000	2.0700	0.0000	0.0000	20.7000
	Ice cream wrappers	0.0384	0.0480	0.2496	0.0432	0.0528	0.0840	0.0624	0.0360	0.6144
	Junk mail / free circulars	1.2180	9.7440	21.7500	17.0520	3.4800	36.7140	9.0480	7.3080	106.3140
	Newspapers & magazines	5.9000	30.6800	182.9000	61.3600	7.0800	148.6800	34.2200	10.6200	481.4400
	Other paper	1.2844	5.8170	12.5364	5.7561	2.1193	4.9855	3.7991	2.4336	38.7314
	Packages & boxes	1.0400	4.8800	36.0000	14.0000	1.0400	4.9600	3.6800	1.3600	66.9600
	Paper bags	0.2539	1.1850	4.4013	1.4495	0.3915	1.0686	0.7935	0.5607	10.1039
	Shopper docketts & related shopping paper (eg, lists)	0.0568	0.5156	0.2314	0.1685	0.0528	0.2558	0.3370	0.5237	2.1417
	Tickets, e.g. bus, ATM, vending machine etc.	0.0167	0.1910	0.0994	0.0396	0.0185	0.0739	0.1505	0.1135	0.7031
Total	45.6386	301.9021	1336.4846	419.1120	90.6165	410.6107	141.8386	105.2001	2851.4031	

National - MAY 2010		Volume - Litres								
		Beach	Car Park	Highway	Industrial	Recreational Park	Residential	Retail	Shopping Centre	Total
PLASTIC	6 ring can holders	0.0015	0.0075	0.0240	0.0120	0.0075	0.0180	0.0210	0.0015	0.0930
	Bags - heavier glossy typically branded carry bags	0.2628	0.7008	4.8180	0.6132	0.2628	1.1388	0.0000	0.0876	7.8840
	Bags - supermarket type light weight carry bags	1.3915	2.2400	10.4196	2.5116	1.1540	2.7491	1.3576	0.8146	22.6380
	Bread bag tags	0.0101	0.0064	0.0048	0.0039	0.0159	0.0090	0.0030	0.0016	0.0547
	Containers, domestic type	8.3240	24.9720	366.2560	216.4240	0.0000	116.5360	8.3240	8.3240	749.1600
	Containers, industrial e.g. oil	0.0000	0.0000	291.9540	67.3740	0.0000	44.9160	0.0000	0.0000	404.2440
	Drink pouches	0.0863	0.2588	0.5175	0.1725	0.1725	0.8625	0.3450	0.0000	2.4150
	Flav. milk, <1 litre	1.5981	11.1867	84.1666	17.5791	5.8597	9.0559	2.6635	1.5981	133.7077
	Flav. milk, 1 litre+	4.2734	0.0000	23.5036	6.4101	8.5468	2.1367	2.1367	0.0000	47.0072
	Flav.wtr/fruit j. dr, sprts dr etc.(non-carb) <1 litre	1.6683	5.0050	42.2644	7.2294	6.6733	3.3367	5.0050	1.6683	72.8504
	Flav. wtr/fruit j. dr, sprts dr etc.(non-carb) 1 litre+	1.6540	11.5780	64.5060	14.8860	8.2700	4.9620	1.6540	0.0000	107.5100
	Flav. water/soft drink (carbonated) <1 litre	9.9538	28.6171	191.6099	46.6583	5.5990	27.9950	21.7739	6.2211	338.4278
	Flav. water/soft drink (carbonated) 1 litre+	13.2320	19.8480	82.7000	26.4640	3.3080	19.8480	4.9620	3.3080	173.6700
	Fruit juice <1 litre	0.5327	5.3270	19.1772	6.9251	5.3270	6.9251	1.0654	1.5981	46.8776
	Fruit juice, 1 litre+	0.0000	8.5468	19.2302	0.0000	10.6835	4.2734	0.0000	4.2734	47.0072
	Lollipop sticks	0.0281	0.0811	0.0398	0.0217	0.0922	0.0461	0.0498	0.0323	0.3911
	Other plastic	0.4363	0.7113	2.4338	1.3463	0.4425	0.9975	0.5913	0.2613	7.2200
	Packing tape & straps	0.0108	0.0143	0.0802	0.0691	0.0084	0.0213	0.0062	0.0030	0.2133
	Plain water (carbonated or non-carb) <1 litre	11.0306	26.7886	111.8818	41.7587	13.3943	29.1523	20.4854	7.8790	262.3707
	Plain water (carbonated or non-carb) 1 litre+	3.0831	0.0000	86.3279	26.2067	6.1663	12.3326	3.0831	0.0000	137.1997
	Plastic bottle tops	0.8405	1.5210	3.3541	1.2488	1.1927	1.5530	1.1207	0.5764	11.4071
	Sacks - sheeting - other bags	0.0028	0.0072	0.0498	0.0375	0.0022	0.0047	0.0019	0.0003	0.1065
	Snack bags & confectionary wrappers	1.2215	3.6096	7.0783	2.7248	2.7092	5.1052	3.5627	1.1510	27.1623
	Spoons/ cutlery	0.4704	1.0752	0.8640	0.4608	0.6336	0.5280	0.5184	0.2304	4.7808
	Straws	0.5775	1.1385	2.1821	0.7013	0.8003	1.0931	0.6559	0.5198	7.6684
	Styrene foam boxes, sheets, etc	0.6375	0.6000	11.7375	6.1500	0.2250	2.4375	0.6000	0.0750	22.4625
	Take away & cups	9.1089	32.2951	106.4083	34.3653	20.0809	29.6039	19.6669	13.6633	265.1926
	White milk, all sizes	0.0000	8.5468	29.9137	19.2302	8.5468	2.1367	2.1367	8.5468	79.0575
	Wine cask bladders	0.0000	0.0000	3.2200	2.7600	0.0000	0.4600	0.4600	0.4600	7.3600
	Total	70.4365	194.6827	1566.7229	550.3443	110.1742	330.2339	102.2499	61.2947	2986.1392
	GRAND TOTAL	198.7530	741.4769	4141.8700	1434.6438	324.8088	971.0035	331.4144	200.8055	8344.7758

***Tables:
NSW Items and Volumes -
Litter Count by Site Type***

NSW - NOV 2009		Items								
		Beach	Car Park	Highway	Industrial	Recreational Park	Residential	Retail	Shopping Centre	Total
CIGARETTE BUTTS		195	1433	2423	797	665	471	1152	761	7897
GLASS	Alcoholic sodas / spirit-based mixers, all sizes	0	2	12	0	1	2	0	0	17
	Beer, all colours of glass, <750ml	10	18	64	6	5	6	14	0	123
	Beer, all colours of glass, 750ml+	12	18	33	4	3	3	0	0	73
	Cider/fruit based etc.	0	0	0	0	0	0	0	0	0
	Flav.wtr/fruit j. dr/sprts dr, (non-carb), <1 litre	0	2	1	0	0	1	0	0	4
	Flav.wtr/fruit j. dr/sprts dr, (non-carb), 1 litre+	0	0	1	7	0	0	0	0	8
	Flav. water/soft drink (carbonated) <1 litre	0	3	6	8	2	1	4	1	25
	Flav. water/soft drink (carbonated) 1 litre+	0	0	0	0	2	0	0	0	2
	Fruit juice, < 1 litre	0	0	2	0	0	0	0	0	2
	Fruit juice, 1 litre+	0	3	1	0	0	0	0	0	4
	Other glass	0	94	75	58	52	12	41	4	336
	Plain water (carbonated or non-carb.), <1 litre	0	0	2	0	0	0	0	0	2
	Plain water (carbonated or non-carb.), 1 litre+	0	0	0	0	0	0	1	0	1
	Wine & spirit, all sizes	0	5	3	1	0	2	1	0	12
	Wine cooler, all sizes	0	0	0	0	0	0	0	0	0
Total	22	145	200	84	65	27	61	5	609	
METAL	Aerosols - pressure packs	0	0	2	0	0	1	0	0	3
	Alcoholic sodas & spirit-based mixers	0	6	62	2	5	4	3	0	82
	Beer, aluminium, all types, all sizes	0	9	42	4	4	1	9	0	69
	Cider/fruit based etc.	0	0	0	0	0	0	0	0	0
	Flav. water/soft drink, (carbonated), all sizes	5	31	139	49	16	35	36	22	333
	Flav. water/soft drink, (non-carb), all sizes	0	3	12	2	1	3		1	22
	Foil take away	1	6	30	6	1	8	6	8	66
	Food cans (including pet food)	0	1	1	1	1	4	2	2	12
	Industrial cans - all types	0	0	4	5	0	0	0	0	9
	Metal bottle tops and can pull rings	5	39	29	18	35	34	46	20	226
	Metal pieces	0	17	30	11	1	11	3	3	76
	Other foil	3	29	31	32	4	25	17	9	150
Total	14	141	382	130	68	126	122	65	1048	

NSW - NOV 2009		Items								
		Beach	Car Park	Highway	Industrial	Recreational Park	Residential	Retail	Shopping Centre	Total
MISCELLANEOUS	Clothing & materials	8	14	67	11	2	6	6	1	115
	Condoms	0	0	0	0	1	0	0	0	1
	Construction materials	0	3	25	58	0	5	1	0	92
	Disposable nappies	0	2	3	0	1	0	2	0	8
	Ice cream sticks	1	22	29	10	9	21	25	13	130
	Other miscellaneous	1	9	14	15	1	11	4	1	56
	Rubber pieces (not tyres)	3	2	47	9	2	9	2	2	76
	Syringes	0	0	0	0	0	0	0	0	0
	Tyres & pieces	1	1	14	2	0	1	0	0	19
Total	14	53	199	105	16	53	40	17	497	
PAPER/PAPERBOARD	Cartons, flavoured milk < 1 litre	0	5	23	7	0	3	5	2	45
	Cartons, flavoured milk 1 litre+	0	0	0	0	0	1	0	0	1
	Cartons, fruit juice, < 1 litre	0	1	5	2	0	1	0	11	20
	Cartons, fruit juice, 1 litre+	0	0	0	0	0	0	0	0	0
	Cartons, milk, plain (white) all sizes	0	0	0	0	0	2	1	1	4
	Cigarette packets	5	54	129	58	3	56	32	24	361
	Cups/take away containers	19	48	151	18	6	19	23	12	296
	Flav. water/fruit j. drink/sports drink, non-carb, <1 litre	0	2	9	0	0	0	4	0	15
	Flav. water / fruit j. drink/ sports drink, (non-carb), 1 litre+	0	0	2	1	0	0	0	0	3
	Ice cream wrappers	2	20	23	5	4	14	19	9	96
	Junk mail / free circulars	2	32	40	44	10	121	38	34	321
	Newspapers & magazines	0	5	38	36	3	50	26	19	177
	Other paper	77	477	436	246	48	332	110	199	1925
	Packages & boxes	0	8	81	27	0	11	8	4	139
	Paper bags	5	10	33	8	1	10	8	11	86
	Shopper dockets & related shopping paper (eg, lists)	3	76	39	8	9	23	89	73	320
Tickets, e.g. bus, ATM, vending machine etc.	2	42	26	6	7	16	45	45	189	
Total	115	780	1035	466	91	659	408	444	3998	

NSW - NOV 2009		Items								
		Beach	Car Park	Highway	Industrial	Recreational Park	Residential	Retail	Shopping Centre	Total
PLASTIC	6 ring can holders	0	0	1	1	0	0	2	0	4
	Bags - heavier glossy typically branded carry bags	2	2	2	0	0	1	0	1	8
	Bags - supermarket type light weight carry bags	6	18	52	11	2	6	13	10	118
	Bread bag tags	0	6	20	5	1	11	10	3	56
	Containers, domestic type	1	0	21	1	0	2	2	0	27
	Containers, industrial e.g. oil	0	2	2	0	0	0	0	0	4
	Drink pouches	0	3	18	5	0	0	0	0	26
	Flav. milk, <1 litre	2	8	21	10	2	3	4	1	51
	Flav. milk, 1 litre+	0	0	0	1	0	0	0	0	1
	Flav.wtr/fruit j. dr, sprts dr etc.(non-carb) <1 litre	0	4	24	4	0	8	3	1	44
	Flav. wtr/fruit j. dr, sprts dr etc.(non-carb) 1 litre+	0	4	14	1	0	0	0	1	20
	Flav. water/soft drink (carbonated) <1 litre	5	23	78	20	4	12	20	23	185
	Flav. water/soft drink (carbonated) 1 litre+	4	2	26	0	1	0	0	0	33
	Fruit juice <1 litre	0	5	17	4	2	5	1	2	36
	Fruit juice, 1 litre+	1	0	2	0	3	0	0	0	6
	Lollipop sticks	13	26	15	4	16	14	25	12	125
	Other plastic	24	82	66	109	14	70	45	20	430
	Packing tape & straps	6	8	52	43	1	13	6	8	137
	Plain water (carbonated or non-carb) <1 litre	5	23	49	24	2	29	25	17	174
	Plain water (carbonated or non-carb) 1 litre+	0	0	19	0	0	0	0	0	19
	Plastic bottle tops	24	65	39	33	15	43	25	27	271
	Sacks - sheeting - other bags	7	0	33	26	0	0	0	0	66
	Snack bags & confectionary wrappers	16	57	117	36	10	52	34	22	344
	Spoons/ cutlery	2	28	18	14	8	7	5	3	85
	Straws	33	71	80	39	49	43	36	19	370
	Styrene foam boxes, sheets, etc	2	4	34	26	0	5	3	2	76
	Take away & cups	8	33	115	31	6	31	27	12	263
White milk, all sizes	0	0	4	0	0	2	0	0	6	
Wine cask bladders	0	0	0	0	0	0	0	0	0	
Total	161	474	939	448	136	357	286	184	2985	
GRAND TOTAL	521	3026	5178	2030	1041	1693	2069	1476	17034	

NSW - NOV 2009		Volume - Litres								
		Beach	Car Park	Highway	Industrial	Recreational Park	Residential	Retail	Shopping Centre	Total
CIGARETTE BUTTS		0.0224	0.1648	0.2786	0.0917	0.0765	0.0542	0.1325	0.0875	0.9082
GLASS	Alcoholic sodas / spirit-based mixers, all sizes	0.0000	0.7486	4.4916	0.0000	0.3743	0.7486	0.0000	0.0000	6.3631
	Beer, all colours of glass, <750ml	4.7950	8.6310	30.6880	2.8770	2.3975	2.8770	6.7130	0.0000	58.9785
	Beer, all colours of glass, 750ml+	9.7236	14.5854	26.7399	3.2412	2.4309	2.4309	0.0000	0.0000	59.1519
	Cider/fruit based etc.	0.0000	0.0000	0.0000	0.0000	0.0000	0.0000	0.0000	0.0000	0.0000
	Flav.wtr/fruit j. dr/sprts dr, (non-carb), <1 litre	0.0000	1.6206	0.8103	0.0000	0.0000	0.8103	0.0000	0.0000	3.2412
	Flav.wtr/fruit j. dr/sprts dr, (non-carb), 1 litre+	0.0000	0.0000	1.6540	11.5780	0.0000	0.0000	0.0000	0.0000	13.2320
	Flav. water/soft drink (carbonated) <1 litre	0.0000	0.9033	1.8066	2.4088	0.6022	0.3011	1.2044	0.3011	7.5275
	Flav. water/soft drink (carbonated) 1 litre+	0.0000	0.0000	0.0000	0.0000	3.3080	0.0000	0.0000	0.0000	3.3080
	Fruit juice, < 1 litre	0.0000	0.0000	0.5672	0.0000	0.0000	0.0000	0.0000	0.0000	0.5672
	Fruit juice, 1 litre+	0.0000	4.7100	1.5700	0.0000	0.0000	0.0000	0.0000	0.0000	6.2800
	Other glass	0.0000	1.8462	1.4730	1.1391	1.0213	0.2357	0.8052	0.0786	6.5990
	Plain water (carbonated or non-carb.), <1 litre	0.0000	0.0000	0.8296	0.0000	0.0000	0.0000	0.0000	0.0000	0.8296
	Plain water (carbonated or non-carb.), 1 litre+	0.0000	0.0000	0.0000	0.0000	0.0000	0.0000	1.0593	0.0000	1.0593
	Wine & spirit, all sizes	0.0000	4.4570	2.6742	0.8914	0.0000	1.7828	0.8914	0.0000	10.6968
	Wine cooler, all sizes	0.0000	0.0000	0.0000	0.0000	0.0000	0.0000	0.0000	0.0000	0.0000
Total	14.5186	37.5021	73.3044	22.1355	10.1342	9.1864	10.6733	0.3797	177.8341	
METAL	Aerosols - pressure packs	0.0000	0.0000	1.3685	0.0000	0.0000	0.6842	0.0000	0.0000	2.0527
	Alcoholic sodas & spirit-based mixers	0.0000	3.3714	34.8378	1.1238	2.8095	2.2476	1.6857	0.0000	46.0758
	Beer, aluminium, all types, all sizes	0.0000	3.8826	18.1188	1.7256	1.7256	0.4314	3.8826	0.0000	29.7666
	Cider/fruit based etc.	0.0000	0.0000	0.0000	0.0000	0.0000	0.0000	0.0000	0.0000	0.0000
	Flav. water/soft drink, (carbonated), all sizes	2.1570	13.3734	59.9646	21.1386	6.9024	15.0990	15.5304	9.4908	143.6562
	Flav. water/soft drink, (non-carb), all sizes	0.0000	1.1448	4.5792	0.7632	0.3816	1.1448	0.0000	0.3816	8.3952
	Foil take away	0.4624	2.7743	13.8714	2.7743	0.4624	3.6990	2.7743	3.6990	30.5171
	Food cans (including pet food)	0.0000	0.4638	0.4638	0.4638	0.4638	1.8552	0.9276	0.9276	5.5656
	Industrial cans - all types	0.0000	0.0000	18.2802	22.8502	0.0000	0.0000	0.0000	0.0000	41.1304
	Metal bottle tops and can pull rings	0.0200	0.1560	0.1160	0.0720	0.1400	0.1360	0.1840	0.0800	0.9040
	Metal pieces	0.0000	0.1802	0.3180	0.1166	0.0106	0.1166	0.0318	0.0318	0.8056
	Other foil	0.0047	0.0452	0.0484	0.0499	0.0062	0.0390	0.0265	0.0140	0.2340
	Total	2.6441	25.3917	151.9666	51.0780	12.9021	25.4529	25.0429	14.6249	309.1032

NSW - NOV 2009		Volume - Litres								
		Beach	Car Park	Highway	Industrial	Recreational Park	Residential	Retail	Shopping Centre	Total
MISCELLANEOUS	Clothing & materials	0.1224	0.2142	1.0251	0.1683	0.0306	0.0918	0.0918	0.0153	1.7595
	Condoms	0.0000	0.0000	0.0000	0.0000	0.0003	0.0000	0.0000	0.0000	0.0003
	Construction materials	0.0000	1.0800	9.0000	20.8800	0.0000	1.8000	0.3600	0.0000	33.1200
	Disposable nappies	0.0000	2.2500	3.3750	0.0000	1.1250	0.0000	2.2500	0.0000	9.0000
	Ice cream sticks	0.0009	0.0202	0.0267	0.0092	0.0083	0.0193	0.0230	0.0120	0.1196
	Other miscellaneous	0.0135	0.1215	0.1890	0.2025	0.0135	0.1485	0.0540	0.0135	0.7560
	Rubber pieces (not tyres)	0.0005	0.0003	0.0077	0.0015	0.0003	0.0015	0.0003	0.0003	0.0125
	Syringes	0.0000	0.0000	0.0000	0.0000	0.0000	0.0000	0.0000	0.0000	0.0000
	Tyres & pieces	0.2250	0.2250	3.1500	0.4500	0.0000	0.2250	0.0000	0.0000	4.2750
Total	0.3623	3.9113	16.7735	21.7115	1.1780	2.2861	2.7791	0.0411	49.0429	
PAPER/PAPERBOARD	Cartons, flavoured milk < 1 litre	0.0000	3.7485	17.2431	5.2479	0.0000	2.2491	3.7485	1.4994	33.7365
	Cartons, flavoured milk 1 litre+	0.0000	0.0000	0.0000	0.0000	0.0000	1.0127	0.0000	0.0000	1.0127
	Cartons, fruit juice, < 1 litre	0.0000	0.6248	3.1238	1.2495	0.0000	0.6248	0.0000	6.8723	12.4950
	Cartons, fruit juice, 1 litre+	0.0000	0.0000	0.0000	0.0000	0.0000	0.0000	0.0000	0.0000	0.0000
	Cartons, milk, plain (white) all sizes	0.0000	0.0000	0.0000	0.0000	0.0000	2.0253	1.0127	1.0127	4.0506
	Cigarette packets	1.0894	11.7650	28.1052	12.6365	0.6536	12.2007	6.9718	5.2289	78.6511
	Cups/take away containers	13.8501	34.9896	110.0715	13.1211	4.3737	13.8501	16.7659	8.7474	215.7692
	Flav. water/fruit j. drink/sports drink, non-carb, <1 litre	0.0000	0.5242	2.3589	0.0000	0.0000	0.0000	1.0484	0.0000	3.9315
	Flav. water / fruit j. drink/ sports drink, (non-carb), 1 litre+	0.0000	0.0000	4.1400	2.0700	0.0000	0.0000	0.0000	0.0000	6.2100
	Ice cream wrappers	0.0048	0.0480	0.0552	0.0120	0.0096	0.0336	0.0456	0.0216	0.2304
	Junk mail / free circulars	0.3480	5.5680	6.9600	7.6560	1.7400	21.0540	6.6120	5.9160	55.8540
	Newspapers & magazines	0.0000	5.9000	44.8400	42.4800	3.5400	59.0000	30.6800	22.4200	208.8600
	Other paper	0.2603	1.6123	1.4737	0.8315	0.1622	1.1222	0.3718	0.6726	6.5065
	Packages & boxes	0.0000	0.6400	6.4800	2.1600	0.0000	0.8800	0.6400	0.3200	11.1200
	Paper bags	0.0529	0.1058	0.3491	0.0846	0.0106	0.1058	0.0846	0.1164	0.9099
	Shopper docketts & related shopping paper (eg, lists)	0.0061	0.1543	0.0792	0.0162	0.0183	0.0467	0.1807	0.1482	0.6496
Tickets, e.g. bus, ATM, vending machine etc.	0.0018	0.0370	0.0229	0.0053	0.0062	0.0141	0.0396	0.0396	0.1663	
Total	15.6132	65.7173	225.3025	87.5706	10.5142	114.2189	68.2016	53.0150	640.1533	

NSW - NOV 2009		Volume - Litres								
		Beach	Car Park	Highway	Industrial	Recreational Park	Residential	Retail	Shopping Centre	Total
PLASTIC	6 ring can holders	0.0000	0.0000	0.0015	0.0015	0.0000	0.0000	0.0030	0.0000	0.0060
	Bags - heavier glossy typically branded carry bags	0.1752	0.1752	0.1752	0.0000	0.0000	0.0876	0.0000	0.0876	0.7008
	Bags - supermarket type light weight carry bags	0.2036	0.6109	1.7649	0.3733	0.0679	0.2036	0.4412	0.3394	4.0049
	Bread bag tags	0.0000	0.0014	0.0046	0.0012	0.0002	0.0025	0.0023	0.0007	0.0129
	Containers, domestic type	8.3240	0.0000	174.8040	8.3240	0.0000	16.6480	16.6480	0.0000	224.7480
	Containers, industrial e.g. oil	0.0000	44.9160	44.9160	0.0000	0.0000	0.0000	0.0000	0.0000	89.8320
	Drink pouches	0.0000	0.2588	1.5525	0.4313	0.0000	0.0000	0.0000	0.0000	2.2425
	Flav. milk, <1 litre	1.0654	4.2616	11.1867	5.3270	1.0654	1.5981	2.1308	0.5327	27.1677
	Flav. milk, 1 litre+	0.0000	0.0000	0.0000	2.1367	0.0000	0.0000	0.0000	0.0000	2.1367
	Flav.wtr/fruit j. dr, sprts dr etc.(non-carb) <1 litre	0.0000	2.2244	13.3466	2.2244	0.0000	4.4489	1.6683	0.5561	24.4688
	Flav. wtr/fruit j. dr, sprts dr etc.(non-carb) 1 litre+	0.0000	6.6160	23.1560	1.6540	0.0000	0.0000	0.0000	1.6540	33.0800
	Flav. water/soft drink (carbonated) <1 litre	3.1106	14.3085	48.5246	12.4422	2.4884	7.4653	12.4422	14.3085	115.0904
	Flav. water/soft drink (carbonated) 1 litre+	6.6160	3.3080	43.0040	0.0000	1.6540	0.0000	0.0000	0.0000	54.5820
	Fruit juice <1 litre	0.0000	2.6635	9.0559	2.1308	1.0654	2.6635	0.5327	1.0654	19.1772
	Fruit juice, 1 litre+	2.1367	0.0000	4.2734	0.0000	6.4101	0.0000	0.0000	0.0000	12.8201
	Lollipop sticks	0.0069	0.0138	0.0080	0.0021	0.0085	0.0074	0.0133	0.0064	0.0663
	Other plastic	0.0300	0.1025	0.0825	0.1363	0.0175	0.0875	0.0563	0.0250	0.5375
	Packing tape & straps	0.0016	0.0022	0.0140	0.0116	0.0003	0.0035	0.0016	0.0022	0.0370
	Plain water (carbonated or non-carb) <1 litre	3.9395	18.1217	38.6071	18.9096	1.5758	22.8491	19.6975	13.3943	137.0946
	Plain water (carbonated or non-carb) 1 litre+	0.0000	0.0000	29.2898	0.0000	0.0000	0.0000	0.0000	0.0000	29.2898
	Plastic bottle tops	0.1921	0.5203	0.3122	0.2642	0.1201	0.3442	0.2001	0.2161	2.1694
	Sacks - sheeting - other bags	0.0022	0.0000	0.0104	0.0082	0.0000	0.0000	0.0000	0.0000	0.0208
	Snack bags & confectionary wrappers	0.1253	0.4463	0.9161	0.2819	0.0783	0.4072	0.2662	0.1723	2.6935
	Spoons/ cutlery	0.0192	0.2688	0.1728	0.1344	0.0768	0.0672	0.0480	0.0288	0.8160
	Straws	0.1361	0.2929	0.3300	0.1609	0.2021	0.1774	0.1485	0.0784	1.5263
	Styrene foam boxes, sheets, etc	0.0750	0.1500	1.2750	0.9750	0.0000	0.1875	0.1125	0.0750	2.8500
	Take away & cups	1.6562	6.8317	23.8073	6.4176	1.2421	6.4176	5.5895	2.4842	54.4463
	White milk, all sizes	0.0000	0.0000	8.5468	0.0000	0.0000	4.2734	0.0000	0.0000	12.8201
	Wine cask bladders	0.0000	0.0000	0.0000	0.0000	0.0000	0.0000	0.0000	0.0000	0.0000
	Total	27.8156	106.0944	479.1379	62.3481	16.0729	67.9396	60.0021	35.0271	854.4375
	GRAND TOTAL	60.9762	238.7816	946.7635	244.9353	50.8779	219.1380	166.8314	103.1752	2031.4791

NSW - MAY 2010		Items								
		Beach	Car Park	Highway	Industrial	Recreational Park	Residential	Retail	Shopping Centre	Total
CIGARETTE BUTTS		368	1475	1742	871	365	513	1436	667	7437
GLASS	Alcoholic sodas / spirit-based mixers, all sizes	0	4	2	11	0	3	0	1	21
	Beer, all colours of glass, <750ml	1	10	29	9	1	6	0	0	56
	Beer, all colours of glass, 750ml+	4	7	14	32	1	0	3	0	61
	Cider/fruit based etc.	0	0	0	0	0	0	0	0	0
	Flav.wtr/fruit j. dr/sprts dr, (non-carb), <1 litre	1	0	1	2	0	2	0	0	6
	Flav.wtr/fruit j. dr/sprts dr, (non-carb), 1 litre+	0	3	0	6	0	0	0	0	9
	Flav. water/soft drink (carbonated) <1 litre	0	7	1	6	0	0	0	0	14
	Flav. water/soft drink (carbonated) 1 litre+	0	0	0	2	0	0	0	0	2
	Fruit juice, < 1 litre	0	0	0	0	0	1	0	0	1
	Fruit juice, 1 litre+	0	0	0	0	0	0	1	0	1
	Other glass	1	123	93	104	3	18	16	1	359
	Plain water (carbonated or non-carb.), <1 litre	0	0	0	3	0	4	1	0	8
	Plain water (carbonated or non-carb.), 1 litre+	0	0	0	0	0	0	0	0	0
	Wine & spirit, all sizes	0	1	1	3	0	1	1	0	7
	Wine cooler, all sizes	0	0	0	0	0	0	0	0	0
Total	7	155	141	178	5	35	22	2	545	
METAL	Aerosols - pressure packs	0	0	2	9	0	1	1	0	13
	Alcoholic sodas & spirit-based mixers	3	5	11	14	4	5	2	0	44
	Beer, aluminium, all types, all sizes	1	5	18	12	0	5	3	0	44
	Cider/fruit based etc.	0	0	0	0	0	0	0	0	0
	Flav. water/soft drink, (carbonated), all sizes	10	38	83	68	14	25	18	11	267
	Flav. water/soft drink, (non-carb), all sizes	0	0	5	4	0	4	0	0	13
	Foil take away	3	12	10	9	3	6	5	5	53
	Food cans (including pet food)	0	3	6	10	2	4	4	1	30
	Industrial cans - all types	0	0	6	7	0	0	0	0	13
	Metal bottle tops and can pull rings	8	77	36	29	21	22	46	12	251
	Metal pieces	3	6	33	35	1	9	4	1	92
	Other foil	9	75	58	48	16	42	25	13	286
	Total	37	221	268	245	61	123	108	43	1106

NSW - MAY 2010		Items								
		Beach	Car Park	Highway	Industrial	Recreational Park	Residential	Retail	Shopping Centre	Total
MISCELLANEOUS	Clothing & materials	0	8	36	34	0	6	1	3	88
	Condoms	0	5	0	0	2	0	0	0	7
	Construction materials	0	2	13	46	0	12	0	0	73
	Disposable nappies	0	7	1	0	1	1	3	0	13
	Ice cream sticks	1	19	10	3	7	6	21	8	75
	Other miscellaneous	10	39	48	64	7	18	18	15	219
	Rubber pieces (not tyres)	0	9	26	22	0	3	4	1	65
	Syringes	0	1	1	0	0	0	0	0	2
	Tyres & pieces	0	0	22	5	0	0	0	0	27
Total	11	90	157	174	17	46	47	27	569	
PAPER/PAPERBOARD	Cartons, flavoured milk < 1 litre	0	0	5	2	1	3	2	0	13
	Cartons, flavoured milk 1 litre+	0	0	2	0	0	0	1	0	3
	Cartons, fruit juice, < 1 litre	0	0	2	5	4	2	2	0	15
	Cartons, fruit juice, 1 litre+	0	2	0	1	0	0	1	0	4
	Cartons, milk, plain (white) all sizes	0	0	2	7	0	1	1	0	11
	Cigarette packets	3	35	70	58	4	25	15	7	217
	Cups/take away containers	17	59	152	75	9	34	8	17	371
	Flav. water/fruit j. drink/sports drink, non-carb, <1 litre	0	0	5	1	0	1	0	0	7
	Flav. water / fruit j. drink/ sports drink, (non-carb), 1 litre+	0	0	2	0	0	0	0	0	2
	Ice cream wrappers	0	4	15	6	2	4	9	2	42
	Junk mail / free circulars	2	31	38	28	9	51	34	24	217
	Newspapers & magazines	0	11	29	18	4	43	14	4	123
	Other paper	35	484	349	404	111	323	156	165	2027
	Packages & boxes	0	18	34	21	3	5	2	2	85
	Paper bags	3	12	53	23	2	6	5	3	107
	Shopper dockets & related shopping paper (eg, lists)	0	80	26	30	9	25	31	54	255
Tickets, e.g. bus, ATM, vending machine etc.	2	49	16	10	0	14	70	24	185	
Total	62	785	800	689	158	537	351	302	3684	

NSW - MAY 2010		Items								
		Beach	Car Park	Highway	Industrial	Recreational Park	Residential	Retail	Shopping Centre	Total
PLASTIC	6 ring can holders	0	1	5	0	0	0	0	0	6
	Bags - heavier glossy typically branded carry bags	0	3	3	0	0	2	0	0	8
	Bags - supermarket type light weight carry bags	9	23	30	28	6	18	11	11	136
	Bread bag tags	0	1	2	8	0	10	5	2	28
	Containers, domestic type	0	1	1	5	0	1	1	0	9
	Containers, industrial e.g. oil	0	0	0	2	0	0	0	0	2
	Drink pouches	0	0	3	0	0	2	0	0	5
	Flav. milk, <1 litre	0	9	11	5	1	1	0	0	27
	Flav. milk, 1 litre+	0	0	6	1	0	0	0	0	7
	Flav.wtr/fruit j. dr, sprts dr etc.(non-carb) <1 litre	2	2	3	3	0	0	0	1	11
	Flav. wtr/fruit j. dr, sprts dr etc.(non-carb) 1 litre+	0	1	8	4	0	0	0	0	13
	Flav. water/soft drink (carbonated) <1 litre	3	18	25	25	2	10	8	1	92
	Flav. water/soft drink (carbonated) 1 litre+	4	1	8	1	0	2	0	0	16
	Fruit juice <1 litre	0	1	1	0	0	1	0	0	3
	Fruit juice, 1 litre+	0	0	0	0	0	1	0	0	1
	Lollipop sticks	8	30	12	19	45	9	29	5	157
	Other plastic	63	98	144	212	19	127	33	20	716
	Packing tape & straps	6	9	27	51	1	7	1	0	102
	Plain water (carbonated or non-carb) <1 litre	6	16	37	34	3	26	15	6	143
	Plain water (carbonated or non-carb) 1 litre+	2	0	3	9	0	4	2	0	20
	Plastic bottle tops	22	35	44	40	22	30	11	14	218
	Sacks - sheeting - other bags	1	2	13	11	0	2	1	0	30
	Snack bags & confectionary wrappers	12	45	77	51	21	29	17	21	273
	Spoons/ cutlery	9	27	8	20	6	6	6	4	86
	Straws	28	64	96	61	27	51	36	17	380
	Styrene foam boxes, sheets, etc	2	1	20	19	0	4	3	0	49
	Take away & cups	10	25	44	54	4	29	17	12	195
White milk, all sizes	0	0	0	3	0	0	0	0	3	
Wine cask bladders	0	0	2	6	0	1	1	0	10	
Total	187	413	633	672	157	373	197	114	2746	
GRAND TOTAL	672	3139	3741	2829	763	1627	2161	1155	16087	

NSW - MAY 2010		Volume - Litres								
		Beach	Car Park	Highway	Industrial	Recreational Park	Residential	Retail	Shopping Centre	Total
CIGARETTE BUTTS		0.0423	0.1696	0.2003	0.1002	0.0420	0.0590	0.1651	0.0767	0.8553
GLASS	Alcoholic sodas / spirit-based mixers, all sizes	0.0000	1.4972	0.7486	4.1173	0.0000	1.1229	0.0000	0.3743	7.8603
	Beer, all colours of glass, <750ml	0.4795	4.7950	13.9055	4.3155	0.4795	2.8770	0.0000	0.0000	26.8520
	Beer, all colours of glass, 750ml+	3.2412	5.6721	11.3442	25.9296	0.8103	0.0000	2.4309	0.0000	49.4283
	Cider/fruit based etc.	0.0000	0.0000	0.0000	0.0000	0.0000	0.0000	0.0000	0.0000	0.0000
	Flav.wtr/fruit j. dr/sprts dr, (non-carb), <1 litre	0.8103	0.0000	0.8103	1.6206	0.0000	1.6206	0.0000	0.0000	4.8618
	Flav.wtr/fruit j. dr/sprts dr, (non-carb), 1 litre+	0.0000	4.9620	0.0000	9.9240	0.0000	0.0000	0.0000	0.0000	14.8860
	Flav. water/soft drink (carbonated) <1 litre	0.0000	2.1077	0.3011	1.8066	0.0000	0.0000	0.0000	0.0000	4.2154
	Flav. water/soft drink (carbonated) 1 litre+	0.0000	0.0000	0.0000	3.3080	0.0000	0.0000	0.0000	0.0000	3.3080
	Fruit juice, < 1 litre	0.0000	0.0000	0.0000	0.0000	0.0000	0.2836	0.0000	0.0000	0.2836
	Fruit juice, 1 litre+	0.0000	0.0000	0.0000	0.0000	0.0000	0.0000	1.5700	0.0000	1.5700
	Other glass	0.0196	2.4157	1.8265	2.0426	0.0589	0.3535	0.3142	0.0196	7.0508
	Plain water (carbonated or non-carb.), <1 litre	0.0000	0.0000	0.0000	1.2444	0.0000	1.6592	0.4148	0.0000	3.3184
	Plain water (carbonated or non-carb.), 1 litre+	0.0000	0.0000	0.0000	0.0000	0.0000	0.0000	0.0000	0.0000	0.0000
	Wine & spirit, all sizes	0.0000	0.8914	0.8914	2.6742	0.0000	0.8914	0.8914	0.0000	6.2398
Wine cooler, all sizes	0.0000	0.0000	0.0000	0.0000	0.0000	0.0000	0.0000	0.0000	0.0000	
Total	4.5506	22.3411	29.8276	56.9828	1.3487	8.8082	5.6213	0.3939	129.8744	
METAL	Aerosols - pressure packs	0.0000	0.0000	1.3685	6.1582	0.0000	0.6842	0.6842	0.0000	8.8951
	Alcoholic sodas & spirit-based mixers	1.6857	2.8095	6.1809	7.8666	2.2476	2.8095	1.1238	0.0000	24.7236
	Beer, aluminium, all types, all sizes	0.4314	2.1570	7.7652	5.1768	0.0000	2.1570	1.2942	0.0000	18.9816
	Cider/fruit based etc.	0.0000	0.0000	0.0000	0.0000	0.0000	0.0000	0.0000	0.0000	0.0000
	Flav. water/soft drink, (carbonated), all sizes	4.3140	16.3932	35.8062	29.3352	6.0396	10.7850	7.7652	4.7454	115.1838
	Flav. water/soft drink, (non-carb), all sizes	0.0000	0.0000	1.9080	1.5264	0.0000	1.5264	0.0000	0.0000	4.9608
	Foil take away	1.3871	5.5486	4.6238	4.1614	1.3871	2.7743	2.3119	2.3119	24.5061
	Food cans (including pet food)	0.0000	1.3914	2.7828	4.6380	0.9276	1.8552	1.8552	0.4638	13.9140
	Industrial cans - all types	0.0000	0.0000	27.4202	31.9903	0.0000	0.0000	0.0000	0.0000	59.4105
	Metal bottle tops and can pull rings	0.0320	0.3080	0.1440	0.1160	0.0840	0.0880	0.1840	0.0480	1.0040
	Metal pieces	0.0318	0.0636	0.3498	0.3710	0.0106	0.0954	0.0424	0.0106	0.9752
	Other foil	0.0140	0.1170	0.0905	0.0749	0.0250	0.0655	0.0390	0.0203	0.4462
	Total	7.8961	28.7883	88.4399	91.4147	10.7215	22.8405	15.2999	7.6000	273.0009

NSW - MAY 2010		Volume - Litres								
		Beach	Car Park	Highway	Industrial	Recreational Park	Residential	Retail	Shopping Centre	Total
MISCELLANEOUS	Clothing & materials	0.0000	0.1224	0.5508	0.5202	0.0000	0.0918	0.0153	0.0459	1.3464
	Condoms	0.0000	0.0016	0.0000	0.0000	0.0006	0.0000	0.0000	0.0000	0.0022
	Construction materials	0.0000	0.7200	4.6800	16.5600	0.0000	4.3200	0.0000	0.0000	26.2800
	Disposable nappies	0.0000	7.8750	1.1250	0.0000	1.1250	1.1250	3.3750	0.0000	14.6250
	Ice cream sticks	0.0009	0.0175	0.0092	0.0028	0.0064	0.0055	0.0193	0.0074	0.0690
	Other miscellaneous	0.1350	0.5265	0.6480	0.8640	0.0945	0.2430	0.2430	0.2025	2.9565
	Rubber pieces (not tyres)	0.0000	0.0015	0.0043	0.0036	0.0000	0.0005	0.0007	0.0002	0.0107
	Syringes	0.0000	0.0023	0.0023	0.0000	0.0000	0.0000	0.0000	0.0000	0.0045
	Tyres & pieces	0.0000	0.0000	4.9500	1.1250	0.0000	0.0000	0.0000	0.0000	6.0750
Total	0.1359	9.2667	11.9695	19.0756	1.2266	5.7858	3.6533	0.2559	51.3694	
PAPER/PAPERBOARD	Cartons, flavoured milk < 1 litre	0.0000	0.0000	3.7485	1.4994	0.7497	2.2491	1.4994	0.0000	9.7461
	Cartons, flavoured milk 1 litre+	0.0000	0.0000	2.0253	0.0000	0.0000	0.0000	1.0127	0.0000	3.0380
	Cartons, fruit juice, < 1 litre	0.0000	0.0000	1.2495	3.1238	2.4990	1.2495	1.2495	0.0000	9.3713
	Cartons, fruit juice, 1 litre+	0.0000	4.1400	0.0000	2.0700	0.0000	0.0000	2.0700	0.0000	8.2800
	Cartons, milk, plain (white) all sizes	0.0000	0.0000	2.0253	7.0886	0.0000	1.0127	1.0127	0.0000	11.1393
	Cigarette packets	0.6536	7.6255	15.2509	12.6365	0.8715	5.4468	3.2681	1.5251	47.2778
	Cups/take away containers	12.3922	43.0081	110.8004	54.6713	6.5606	24.7843	5.8316	12.3922	270.4405
	Flav. water/fruit j. drink/sports drink, non-carb, <1 litre	0.0000	0.0000	1.3105	0.2621	0.0000	0.2621	0.0000	0.0000	1.8347
	Flav. water / fruit j. drink/ sports drink, (non-carb), 1 litre+	0.0000	0.0000	4.1400	0.0000	0.0000	0.0000	0.0000	0.0000	4.1400
	Ice cream wrappers	0.0000	0.0096	0.0360	0.0144	0.0048	0.0096	0.0216	0.0048	0.1008
	Junk mail / free circulars	0.3480	5.3940	6.6120	4.8720	1.5660	8.8740	5.9160	4.1760	37.7580
	Newspapers & magazines	0.0000	12.9800	34.2200	21.2400	4.7200	50.7400	16.5200	4.7200	145.1400
	Other paper	0.1183	1.6359	1.1796	1.3655	0.3752	1.0917	0.5273	0.5577	6.8513
	Packages & boxes	0.0000	1.4400	2.7200	1.6800	0.2400	0.4000	0.1600	0.1600	6.8000
	Paper bags	0.0317	0.1270	0.5607	0.2433	0.0212	0.0635	0.0529	0.0317	1.1321
	Shopper docketts & related shopping paper (eg, lists)	0.0000	0.1624	0.0528	0.0609	0.0183	0.0508	0.0629	0.1096	0.5177
Tickets, e.g. bus, ATM, vending machine etc.	0.0018	0.0431	0.0141	0.0088	0.0000	0.0123	0.0616	0.0211	0.1628	
Total	13.5456	76.5655	185.9457	110.8365	17.6261	96.2463	39.2662	23.6982	563.7301	

NSW - MAY 2010		Volume - Litres								
		Beach	Car Park	Highway	Industrial	Recreational Park	Residential	Retail	Shopping Centre	Total
PLASTIC	6 ring can holders	0.0000	0.0015	0.0075	0.0000	0.0000	0.0000	0.0000	0.0000	0.0090
	Bags - heavier glossy typically branded carry bags	0.0000	0.2628	0.2628	0.0000	0.0000	0.1752	0.0000	0.0000	0.7008
	Bags - supermarket type light weight carry bags	0.3055	0.7806	1.0182	0.9503	0.2036	0.6109	0.3733	0.3733	4.6158
	Bread bag tags	0.0000	0.0002	0.0005	0.0018	0.0000	0.0023	0.0012	0.0005	0.0064
	Containers, domestic type	0.0000	8.3240	8.3240	41.6200	0.0000	8.3240	8.3240	0.0000	74.9160
	Containers, industrial e.g. oil	0.0000	0.0000	0.0000	44.9160	0.0000	0.0000	0.0000	0.0000	44.9160
	Drink pouches	0.0000	0.0000	0.2588	0.0000	0.0000	0.1725	0.0000	0.0000	0.4313
	Flav. milk, <1 litre	0.0000	4.7943	5.8597	2.6635	0.5327	0.5327	0.0000	0.0000	14.3829
	Flav. milk, 1 litre+	0.0000	0.0000	12.8201	2.1367	0.0000	0.0000	0.0000	0.0000	14.9568
	Flav.wtr/fruit j. dr, sprts dr etc.(non-carb) <1 litre	1.1122	1.1122	1.6683	1.6683	0.0000	0.0000	0.0000	0.5561	6.1172
	Flav. wtr/fruit j. dr, sprts dr etc.(non-carb) 1 litre+	0.0000	1.6540	13.2320	6.6160	0.0000	0.0000	0.0000	0.0000	21.5020
	Flav. water/soft drink (carbonated) <1 litre	1.8663	11.1980	15.5528	15.5528	1.2442	6.2211	4.9769	0.6221	57.2341
	Flav. water/soft drink (carbonated) 1 litre+	6.6160	1.6540	13.2320	1.6540	0.0000	3.3080	0.0000	0.0000	26.4640
	Fruit juice <1 litre	0.0000	0.5327	0.5327	0.0000	0.0000	0.5327	0.0000	0.0000	1.5981
	Fruit juice, 1 litre+	0.0000	0.0000	0.0000	0.0000	0.0000	2.1367	0.0000	0.0000	2.1367
	Lollipop sticks	0.0042	0.0159	0.0064	0.0101	0.0239	0.0048	0.0154	0.0027	0.0832
	Other plastic	0.0788	0.1225	0.1800	0.2650	0.0238	0.1588	0.0413	0.0250	0.8950
	Packing tape & straps	0.0016	0.0024	0.0073	0.0138	0.0003	0.0019	0.0003	0.0000	0.0275
	Plain water (carbonated or non-carb) <1 litre	4.7274	12.6064	29.1523	26.7886	2.3637	20.4854	11.8185	4.7274	112.6697
	Plain water (carbonated or non-carb) 1 litre+	3.0831	0.0000	4.6247	13.8741	0.0000	6.1663	3.0831	0.0000	30.8314
	Plastic bottle tops	0.1761	0.2802	0.3522	0.3202	0.1761	0.2402	0.0881	0.1121	1.7451
	Sacks - sheeting - other bags	0.0003	0.0006	0.0041	0.0035	0.0000	0.0006	0.0003	0.0000	0.0095
	Snack bags & confectionary wrappers	0.0940	0.3524	0.6029	0.3993	0.1644	0.2271	0.1331	0.1644	2.1376
	Spoons/ cutlery	0.0864	0.2592	0.0768	0.1920	0.0576	0.0576	0.0576	0.0384	0.8256
	Straws	0.1155	0.2640	0.3960	0.2516	0.1114	0.2104	0.1485	0.0701	1.5675
	Styrene foam boxes, sheets, etc	0.0750	0.0375	0.7500	0.7125	0.0000	0.1500	0.1125	0.0000	1.8375
	Take away & cups	2.0702	5.1755	9.1089	11.1791	0.8281	6.0036	3.5193	2.4842	40.3689
	White milk, all sizes	0.0000	0.0000	0.0000	6.4101	0.0000	0.0000	0.0000	0.0000	6.4101
	Wine cask bladders	0.0000	0.0000	0.9200	2.7600	0.0000	0.4600	0.4600	0.0000	4.6000
	Total	20.4126	49.4309	118.9509	180.9593	5.7297	56.1826	33.1533	9.1763	473.9957
GRAND TOTAL	46.5832	186.5622	435.3339	459.3691	36.6946	189.9225	97.1592	41.2011	1492.8257	