



**KAB
PACKAGING ITEMS
2009/ 2010**

**Funders: Governments of NSW, VIC, QLD, WA, SA, TAS, ACT, NT
& National Packaging Covenant Industry Association (NPCIA)**

Prepared for: Keep Australia Beautiful National Association
GPO Box 193, Canberra ACT 2601
M: 00419 016 401, scottl@kab.org.au
P: 02 9698 8773, www.kab.org.au
Project No: 8837
Date: July 2010

CONTENTS

Appendix 2:	Packaging Items	3
	Introduction	4
	At a Glance	4
	Comparisons by Site Types	4
	Comparison by Main Material Types	6
Tables:	Packaging Items and Volumes per 1000m ²	9
Tables:	Packaging Items and Volumes Tables	13

Appendix 2: Packaging Items

Introduction

The packaging litter report allows a closer focus on packaging litter by excluding non packaging items. The non packaging items that were excluded in this report were:

- Cigarette butts
- Paper publications (e.g. newspapers, magazines, junk mail and free circulars)
- Paper shopper docketts and related shopping paper (e.g. shopping lists)
- Tickets (e.g. bus, train, ATM, vending machine etc)
- Other or uncategorised paper and paperboard items

At a Glance

The overall average number of packaging items per 1,000m² across all 983 sites surveyed in the 2009/10 National Litter Index was 21, while the overall average estimated of packaging volume per 1,000m² was 4.98 litres.

Industrial locations were associated with the largest number of packaging items and packaging volume per 1,000m² in the litter stream. While plastic litter objects contributed the largest number of items (12 items per 1,000m²) and amount of volume (2.16 litres per 1,000m²) to the litter stream among sites nationally.

Comparisons by Site Types

As outlined, the largest numbers of package items per 1,000m² in the litter stream were located within industrial sites (38 items per 1,000m²). The numbers of package items per 1,000m² at other sites included:

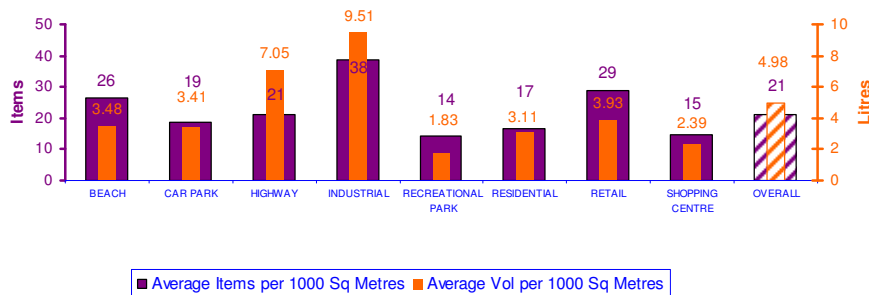
- Retail sites (29 items per 1,000m²)
- Beaches (26 items per 1,000m²)
- Highways (21 items per 1,000m²)
- Car parks (19 items per 1,000m²)

- Residential sites (17 items per 1,000m²)
- Shopping centres (15 items per 1,000m²)
- Recreational parks (14 items per 1,000m²)

Similarly, industrial locations (9.51 litres per 1,000m²) were associated with the largest packaging volume per 1,000m² in the litter stream. At other site types the packaging volume per 1,000m² estimates were:

- Highways (7.05 litres per 1,000m²)
- Retail sites (3.93 litres per 1,000m²)
- Beaches (3.48 litres per 1,000m²)
- Car parks (3.41 litres per 1,000m²)
- Residential sites (3.11 litres per 1,000m²)
- Shopping centres (2.39 litres per 1,000m²)
- Recreational parks (1.83 litres per 1,000m²)

**Packaging Items and Volume per 1000 Square Metres
by Site Type - NATIONAL - 2009/ 2010**

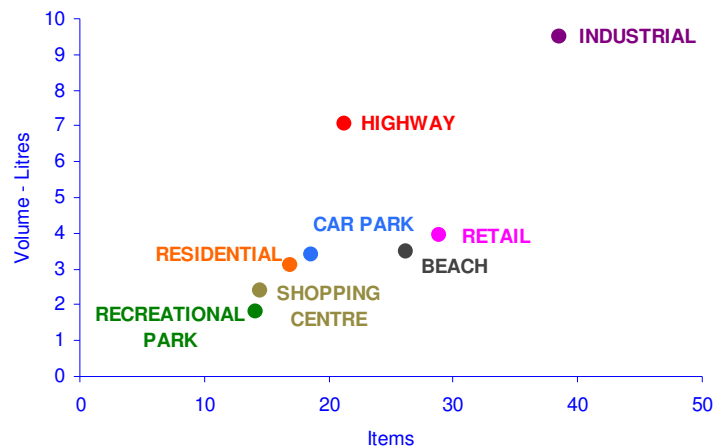


Packaging items and volume estimates per 1,000m² nationally identify differential patterns across site types. Site characteristics which are evident are as follows:

- Industrial sites are associated a large number of packaging items as well as large packaging volumes
- Highway sites are associated a moderate number of packaging items and high packaging volumes

- Retail sites and beaches are associated with a moderate to large number of items and moderate packaging volumes
- Car parks and residential sites are associated with a moderate number of packaging items and moderate packaging volume
- Recreational Parks and shopping centres are associated with a small number of packaging items and low to moderate packaging volumes to the overall litter stream

**Packaging Items and Volume per 1000 Square Metres by
Site Type - NATIONAL - 2009/ 2010**



Comparison by Main Material Types

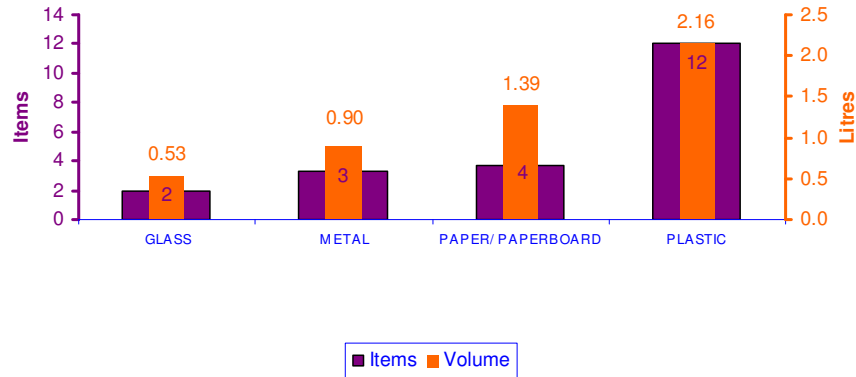
Plastic packaging objects contributed the largest number of items (12 items per 1,000m²) to the litter stream. The overall number of other material packaging items per 1,000m² also included:

- Paper/ paperboard objects (4 items per 1,000m²)
- Metal objects (3 items per 1,000m²)
- Glass objects (2 items per 1,000m²)

Plastic litter objects also contributed the largest packaging volumes (2.16 litres per 1,000m²) to the litter stream. The packaging volumes of other materials in the litter stream included:

- Paper/ paperboard objects (1.39 litres per 1,000m²)
- Metal objects (0.90 litres per 1,000m²)
- Glass objects (0.53 litres per 1,000m²)

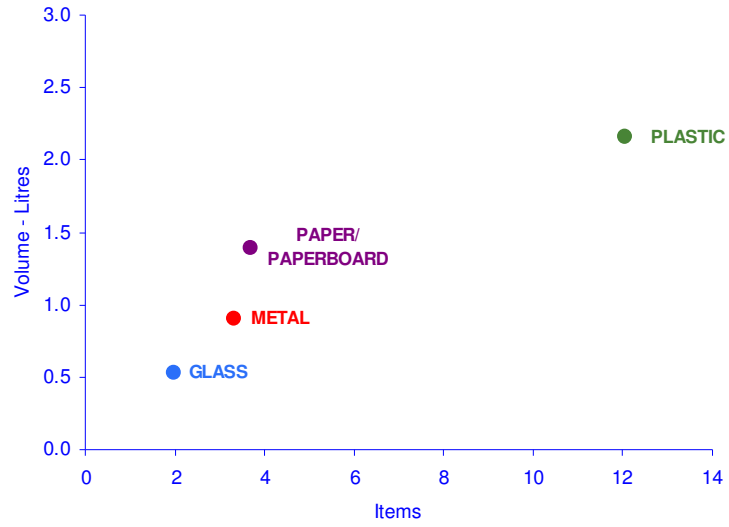
**Packaging Items and Volume per 1,000 Square Metres
by Main Material Type - NATIONAL - 2009/ 2010**



Figures for packaging items and volumes per 1,000m² across main material types identify the following characteristics of packaging objects in the litter stream:

- Plastic packaging contribute both a large number of items and large volumes to the litter stream
- Paper/ paperboard packaging contribute a small number of items and moderate to high volumes of litter
- Metal packaging items contribute a small number of items and moderate volumes to the overall litter stream
- Glass packaging items contribute both a small number of items and low volumes to the litter stream

Packaging Items and Volume per 1000 Square Metres by
Main Material Type - NATIONAL - 2009/ 2010



***Tables:
Packaging Items and
Volumes per 1000m²***

Sub-category		2009/ 2010 Average - Items	2009/ 2010 Average - Volume - Litres	2009/ 2010 Items per 1,000 Sq. Metres	2009/ 2010 Vol. per 1,000 Sq. Metres - Litres		
GLASS	Alcoholic sodas / spirit-based mixers, all sizes	Alcoholic beverage container	113	42.2959	0.08	0.0282	
	Beer, < 750ml, all colours of glass	Alcoholic beverage container	755	362.0225	0.50	0.2414	
	Beer, 750ml or more, all colours of glass	Alcoholic beverage container	200	161.6549	0.13	0.1078	
	Cider/fruit based etc.	Alcoholic beverage container	14	6.1331	0.01	0.0041	
	Flav. water/soft drink (carbonated) <1 litre	Non-alcoholic beverage container	37	29.9811	0.02	0.0200	
	Flav. water/soft drink (carbonated) 1 litre+	Non-alcoholic beverage container	16	25.6370	0.01	0.0171	
	Flav.wtr/fruit j. dr/sprts dr, (non-carb), <1 litre	Non-alcoholic beverage container	107	32.0672	0.07	0.0214	
	Flav.wtr/fruit j. dr/sprts dr, (non-carb), 1 litre+	Non-alcoholic beverage container	20	32.2530	0.01	0.0215	
	Fruit juice, < 1 litre	Non-alcoholic beverage container	28	8.5840	0.02	0.0057	
	Fruit juice, 1 litre or more	Non-alcoholic beverage container	5	7.8500	0.00	0.0052	
	Other glass	Other	1608	31.5713	1.07	0.0211	
	Plain water (carbonated or non-carb.), <1 litre	Plain water container	37	15.1402	0.02	0.0101	
	Plain water (carbonated or non-carb.), 1 litre+	Plain water container	9	9.5333	0.01	0.0064	
	Wine & spirit, all sizes	Alcoholic beverage container	38	33.4275	0.03	0.0223	
	Wine cooler, all sizes	Alcoholic beverage container	7	2.6201	0.00	0.0017	
GLASS - Total			2990	800.7709	1.99	0.5339	
METAL	Aerosols - pressure packs	Other	48	32.8435	0.03	0.0219	
	Alcoholic sodas & spirit-based mixers	Alcoholic beverage container	487	273.6453	0.32	0.1825	
	Beer, aluminium, all types, all sizes	Alcoholic beverage container	464	200.1696	0.31	0.1335	
	Cider/fruit based etc.	Alcoholic beverage container	6	2.3727	0.00	0.0016	
	Flav. water/soft drink, (carbonated), all sizes	Non-alcoholic beverage container	1194	515.0916	0.80	0.3434	
	Flav. water/soft drink, (non-carb), all sizes	Plain water container	64	24.4224	0.04	0.0163	
	Foil take away	Food container or utensil	259	119.7564	0.17	0.0798	
	Food cans (including pet food)	Food container or utensil	92	42.6696	0.06	0.0285	
	Industrial cans - all types	Other	29	130.2461	0.02	0.0868	
	Metal bottle tops and can pull rings	Other	2323	9.2920	1.55	0.0062	
	METAL - Total			4965	1350.5093	3.31	0.9005

Sub-category		2009/ 2010 Average - Items	2009/ 2010 Average - Volume - Litres	2009/ 2010 Items per 1,000 Sq. Metres	2009/ 2010 Vol. per 1,000 Sq. Metres - Litres	
PAPER/PAPERBOARD	Cartons, flavoured milk < 1 litre	Non-alcoholic beverage container	381	285.6357	0.25	0.1905
	Cartons, flavoured milk 1 litre+	Non-alcoholic beverage container	20	19.7469	0.01	0.0132
	Cartons, fruit juice, < 1 litre	Non-alcoholic beverage container	93	58.1018	0.06	0.0387
	Cartons, fruit juice, 1 litre+	Non-alcoholic beverage container	5	9.3150	0.00	0.0062
	Cartons, milk, plain (white) all sizes	Non-alcoholic beverage container	38	38.4811	0.03	0.0257
	Cigarette packets	Cigarette packets	1216	264.9299	0.81	0.1766
	Cups/take away containers	Food container or utensil	1784	1300.0823	1.19	0.8668
	Flav. water/fruit j. drink/sports drink, non-carb, <1 litre	Non-alcoholic beverage container	36	10.4706	0.02	0.0070
	Flav. water / fruit j. drink/ sports drink, (non-carb), 1 litre+	Non-alcoholic beverage container	13	25.8750	0.01	0.0173
	Ice cream wrappers	Food container or utensil	297	0.7128	0.20	0.0005
	Packages & boxes	Other	782	62.5600	0.52	0.0417
	Paper bags	Other	858	9.0776	0.57	0.0061
	PAPER/ PAPERBOARD - Total			5522	2084.9887	3.68

Sub-category		2009/ 2010 Average - Items	2009/ 2010 Average - Volume - Litres	2009/ 2010 Items per 1,000 Sq. Metres	2009/ 2010 Vol. per 1,000 Sq. Metres - Litres	
PLASTIC	6 ring can holders	Other	68	0.1020	0.05	0.0001
	Bags - heavier glossy typically branded carry bags	Shopping bag	85	7.4022	0.06	0.0049
	Bags - supermarket type light weight carry bags	Shopping bag	605	20.5337	0.40	0.0137
	Bread bag tags	Other	233	0.0536	0.16	0.0000
	Containers, domestic type	Other	106	878.1820	0.07	0.5855
	Containers, industrial e.g. oil	Other	23	505.3050	0.02	0.3369
	Drink pouches	Non-alcoholic beverage container	40	3.4069	0.03	0.0023
	Flav. milk, <1 litre	Non-alcoholic beverage container	233	123.8528	0.16	0.0826
	Flav. milk, 1 litre+	Non-alcoholic beverage container	24	50.2122	0.02	0.0335
	Flav.wtr/fruit j. dr, sprts dr etc.(non-carb) <1 litre	Non-alcoholic beverage container	138	76.7432	0.09	0.0512
	Flav. wtr/fruit j. dr, sprts dr etc.(non-carb) 1 litre+	Non-alcoholic beverage container	73	121.3641	0.05	0.0809
	Flav. water/soft drink (carbonated) <1 litre	Non-alcoholic beverage container	575	357.9181	0.38	0.2386
	Flav. water/soft drink (carbonated) 1 litre+	Non-alcoholic beverage container	106	173.9364	0.07	0.1160
	Fruit juice <1 litre	Non-alcoholic beverage container	89	47.1440	0.06	0.0314
	Fruit juice, 1 litre+	Non-alcoholic beverage container	23	48.0755	0.02	0.0321
	Lollipop sticks	Food container or utensil	709	0.3783	0.47	0.0003
	Other plastic	Other	4917	6.1439	3.28	0.0041
	Packing tape & straps	Other	788	0.2125	0.53	0.0001
	Plain water (carbonated or non-carb) <1 litre	Plain water container	347	273.0074	0.23	0.1820
	Plain water (carbonated or non-carb) 1 litre+	Plain water container	86	132.5950	0.06	0.0884
	Plastic bottle tops	Other	1511	12.0757	1.01	0.0081
	Sacks - sheeting - other bags	Other	356	0.2059	0.24	0.0001
	Snack bags & confectionary wrappers	Food container or utensil	2925	22.8145	1.95	0.0152
	Spoons/ cutlery	Food container or utensil	479	4.5902	0.32	0.0031
	Straws	Food container or utensil	1776	7.3178	1.18	0.0049
	Styrene foam boxes, sheets, etc	Other	523	19.9230	0.35	0.0133
	Take away & cups	Food container or utensil	1207	249.4591	0.80	0.1663
	White milk, all sizes	Non-alcoholic beverage container	40	85.4676	0.03	0.0570
	Wine cask bladders	Alcoholic beverage container	10	4.6000	0.01	0.0031
	PLASTIC - Total		18088	3233.0224	12.06	2.1556
GRAND TOTAL		31565	7469.2913	21.05	4.9802	

***Tables:
Packaging Items and
Volumes Tables***

National - Nov 2009 Packaging Items		Beach	Car Park	Highway	Industrial	Recreational Park	Residential	Retail	Shopping Centre	Total
GLASS	Alcoholic sodas / spirit-based mixers, all sizes	3	22	62	7	6	6	1	2	109
	Beer, all colours of glass, <750ml	31	73	423	76	30	69	29	14	745
	Beer, all colours of glass, 750ml+	32	42	80	19	8	14	0	7	202
	Cider/fruit based etc.	0	0	11	1	0	0	1	1	14
	Flav.wtr/fruit j. dr/sprts dr, (non-carb), <1 litre	0	4	11	5	2	5	2	0	29
	Flav.wtr/fruit j. dr/sprts dr, (non-carb), 1 litre+	0	0	1	8	0	1	1	0	11
	Flav. water/soft drink (carbonated) <1 litre	11	20	30	16	24	12	8	1	122
	Flav. water/soft drink (carbonated) 1 litre+	0	3	1	7	9	1	0	1	22
	Fruit juice, < 1 litre	3	2	9	2	6	5	0	0	27
	Fruit juice, 1 litre+	0	3	1	0	0	0	0	0	4
	Other glass	91	262	364	199	95	127	100	53	1291
	Plain water (carbonated or non-carb.), <1 litre	3	8	5	5	0	2	4	2	29
	Plain water (carbonated or non-carb.), 1 litre+	0	2	0	4	0	0	1	5	12
	Wine & spirit, all sizes	3	10	16	11	1	5	2	0	48
	Wine cooler, all sizes	0	0	1	0	0	1	0	0	2
Total	177	451	1015	360	181	248	149	86	2667	
METAL	Aerosols - pressure packs	0	10	18	3	2	3	2	3	41
	Alcoholic sodas & spirit-based mixers	7	43	274	47	20	35	19	9	454
	Beer, aluminium, all types, all sizes	26	50	296	53	19	29	18	6	497
	Cider/fruit based etc.	1	0	3	0	0	0	2	0	6
	Flav. water/soft drink, (carbonated), all sizes	38	100	595	169	61	112	91	40	1206
	Flav. water/soft drink, (non-carb), all sizes	1	17	46	13	5	9	1	1	93
	Foil take away	9	25	139	18	14	22	16	20	263
	Food cans (including pet food)	1	10	35	8	1	11	5	2	73
	Industrial cans - all types	0	1	14	8	0	0	0	1	24
	Metal bottle tops and can pull rings	170	506	467	174	403	314	232	154	2420
	Total	253	762	1887	493	525	535	386	236	5077

		Items								
		Beach	Car Park	Highway	Industrial	Recreational Park	Residential	Retail	Shopping Centre	Total
National - Nov 2009 Packaging Items										
PAPER/PAPERBOARD	Cartons, flavoured milk < 1 litre	4	31	239	51	12	31	30	7	405
	Cartons, flavoured milk 1 litre+	1	0	11	0	0	3	0	1	16
	Cartons, fruit juice, < 1 litre	4	6	20	7	5	11	10	12	75
	Cartons, fruit juice, 1 litre+	0	0	1	0	0	0	0	0	1
	Cartons, milk, plain (white) all sizes	1	10	14	5	2	5	2	4	43
	Cigarette packets	42	181	520	210	26	136	84	57	1256
	Cups/take away containers	65	289	732	180	60	115	70	67	1578
	Flav. water/fruit j. drink/sports drink, non-carb, <1 litre	2	5	19	6	3	4	5	0	44
	Flav. water / fruit j. drink/ sports drink, (non-carb), 1 litre+	1	1	8	2	3	1	0	0	16
	Ice cream wrappers	31	43	91	25	27	50	55	16	338
	Packages & boxes	15	65	343	173	18	51	37	25	727
	Paper bags	33	136	261	110	29	59	67	66	761
Total	199	767	2259	769	185	466	360	255	5260	

National - Nov 2009 Packaging Items		Items								
		Beach	Car Park	Highway	Industrial	Recreational Park	Residential	Retail	Shopping Centre	Total
PLASTIC	6 ring can holders	8	13	28	3	9	8	4	1	74
	Bags - heavier glossy typically branded carry bags	4	7	43	10	4	7	1	3	79
	Bags - supermarket type light weight carry bags	48	77	216	79	25	49	26	23	543
	Bread bag tags	8	33	44	25	68	23	22	5	228
	Containers, domestic type	4	6	70	21	0	10	7	3	121
	Containers, industrial e.g. oil	0	2	23	0	0	2	0	0	27
	Drink pouches	0	3	36	5	3	4	0	0	51
	Flav. milk, <1 litre	2	16	122	42	6	12	9	5	214
	Flav. milk, 1 litre+	1	1	15	7	0	1	0	0	25
	Flav.wtr/fruit j. dr, sprts dr etc.(non-carb) <1 litre	5	10	64	21	9	14	13	9	145
	Flav. wtr/fruit j. dr, sprts dr etc.(non-carb) 1 litre+	3	11	38	6	5	5	4	9	81
	Flav. water/soft drink (carbonated) <1 litre	16	44	338	69	26	38	37	38	606
	Flav. water/soft drink (carbonated) 1 litre+	10	4	67	11	3	7	2	2	106
	Fruit juice <1 litre	3	12	45	13	2	9	3	3	90
	Fruit juice, 1 litre+	3	9	5	3	3	0	0	0	23
	Lollipop sticks	91	113	100	31	114	94	88	49	680
	Other plastic	210	423	1522	670	204	559	278	192	4058
	Packing tape & straps	42	48	308	240	21	72	32	22	785
	Plain water (carbonated or non-carb) <1 litre	10	43	148	45	14	40	35	25	360
	Plain water (carbonated or non-carb) 1 litre+	2	0	51	19	9	0	1	1	83
	Plastic bottle tops	149	231	420	169	163	189	154	122	1597
	Sacks - sheeting - other bags	21	17	165	144	2	18	5	2	374
	Snack bags & confectionary wrappers	181	346	653	239	243	308	275	135	2380
	Spoons/ cutlery	43	93	92	43	64	41	54	29	459
	Straws	187	246	413	125	221	216	152	132	1692
	Styrene foam boxes, sheets, etc	20	14	219	123	9	46	10	6	447
	Take away & cups	65	149	441	157	82	111	73	54	1132
White milk, all sizes	3	11	16	6	0	3	1	3	43	
Wine cask bladders	0	1	3	0	0	0	0	0	4	
Total	1139	1983	5705	2326	1309	1886	1286	873	16507	
GRAND TOTAL	1768	3963	10866	3948	2200	3135	2181	1450	29511	

National - Nov 2009 Packaging Items		Volume - Litres								
		Beach	Car Park	Highway	Industrial	Recreational Park	Residential	Retail	Shopping Centre	Total
GLASS	Alcoholic sodas / spirit-based mixers, all sizes	1.1229	8.2346	23.2066	2.6201	2.2458	2.2458	0.3743	0.7486	40.7987
	Beer, all colours of glass, <750ml	14.8645	35.0035	202.8285	36.4420	14.3850	33.0855	13.9055	6.7130	357.2275
	Beer, all colours of glass, 750ml+	25.9296	34.0326	64.8240	15.3957	6.4824	11.3442	0.0000	5.6721	163.6806
	Cider/fruit based etc.	0.0000	0.0000	4.9973	0.4543	0.0000	0.0000	0.4543	0.4543	6.3602
	Flav.wtr/fruit j. dr/sprts dr, (non-carb), <1 litre	0.0000	3.2412	8.9133	4.0515	1.6206	4.0515	1.6206	0.0000	23.4987
	Flav.wtr/fruit j. dr/sprts dr, (non-carb), 1 litre+	0.0000	0.0000	1.6540	13.2320	0.0000	1.6540	1.6540	0.0000	18.1940
	Flav. water/soft drink (carbonated) <1 litre	3.3121	6.0220	9.0330	4.8176	7.2264	3.6132	2.4088	0.3011	36.7342
	Flav. water/soft drink (carbonated) 1 litre+	0.0000	4.9620	1.6540	11.5780	14.8860	1.6540	0.0000	1.6540	36.3880
	Fruit juice, < 1 litre	2.1372	0.5672	2.5524	0.5672	1.7016	1.4180	0.0000	0.0000	8.9436
	Fruit juice, 1 litre+	0.0000	4.7100	1.5700	0.0000	0.0000	0.0000	0.0000	0.0000	6.2800
	Other glass	1.7872	5.1457	7.1490	3.9084	1.8658	2.4943	1.9640	1.0409	25.3552
	Plain water (carbonated or non-carb.), <1 litre	1.2444	3.3184	2.0740	2.0740	0.0000	0.8296	1.6592	0.8296	12.0292
	Plain water (carbonated or non-carb.), 1 litre+	0.0000	2.1185	0.0000	4.2370	0.0000	0.0000	1.0593	5.2963	12.7110
	Wine & spirit, all sizes	2.6742	8.9140	14.2624	9.8054	0.8914	4.4570	1.7828	0.0000	42.7872
Wine cooler, all sizes	0.0000	0.0000	0.3743	0.0000	0.0000	0.3743	0.0000	0.0000	0.7486	
Total	53.0721	116.2697	345.0928	109.1832	51.3050	67.2214	26.8828	22.7099	791.7367	
METAL	Aerosols - pressure packs	0.0000	6.8424	12.3163	2.0527	1.3685	2.0527	1.3685	2.0527	28.0538
	Alcoholic sodas & spirit-based mixers	3.9333	24.1617	153.9606	26.4093	11.2380	19.6665	10.6761	5.0571	255.1026
	Beer, aluminium, all types, all sizes	11.2164	21.5700	127.6944	22.8642	8.1966	12.5106	7.7652	2.5884	214.4058
	Cider/fruit based etc.	0.4314	0.0000	1.2942	0.0000	0.0000	0.0000	0.8628	0.0000	2.5884
	Flav. water/soft drink, (carbonated), all sizes	16.3932	43.1400	256.6830	72.9066	26.3154	48.3168	39.2574	17.2560	520.2684
	Flav. water/soft drink, (non-carb), all sizes	0.3816	6.4872	17.5536	4.9608	1.9080	3.4344	0.3816	0.3816	35.4888
	Foil take away	4.1614	11.5595	64.2708	8.3228	6.4733	10.1724	7.3981	9.2476	121.6059
	Food cans (including pet food)	0.4638	4.6380	16.2330	3.7104	0.4638	5.1018	2.3190	0.9276	33.8574
	Industrial cans - all types	0.0000	4.5700	63.9806	36.5603	0.0000	0.0000	0.0000	4.5700	109.6810
	Metal bottle tops and can pull rings	0.6800	2.0240	1.8680	0.6960	1.6120	1.2560	0.9280	0.6160	9.6800
	Total	37.6611	124.9928	715.8545	178.4832	57.5756	102.5112	70.9567	42.6971	1330.7321

		Volume - Litres								
		Beach	Car Park	Highway	Industrial	Recreational Park	Residential	Retail	Shopping Centre	Total
National - Nov 2009 Packaging Items										
PAPER/PAPERBOARD	Cartons, flavoured milk < 1 litre	2.9988	23.2407	179.1783	38.2347	8.9964	23.2407	22.4910	5.2479	303.6285
	Cartons, flavoured milk 1 litre+	1.0127	0.0000	11.1393	0.0000	0.0000	3.0380	0.0000	1.0127	16.2026
	Cartons, fruit juice, < 1 litre	2.4990	3.7485	12.4950	4.3733	3.1238	6.8723	6.2475	7.4970	46.8563
	Cartons, fruit juice, 1 litre+	0.0000	0.0000	2.0700	0.0000	0.0000	0.0000	0.0000	0.0000	2.0700
	Cartons, milk, plain (white) all sizes	1.0127	10.1266	14.1772	5.0633	2.0253	5.0633	2.0253	4.0506	43.5444
	Cigarette packets	9.1505	39.4345	113.2924	45.7527	5.6646	29.6303	18.3011	12.4186	273.6447
	Cups/take away containers	47.3818	210.6666	533.5914	131.2110	43.7370	83.8293	51.0265	48.8397	1150.2831
	Flav. water/fruit j. drink/sports drink, non-carb, <1 litre	0.5242	1.3105	7.0499	1.5726	0.7863	1.0484	1.3105	0.0000	13.6024
	Flav. water / fruit j. drink/ sports drink, (non-carb), 1 litre+	2.0700	2.0700	14.4900	4.1400	6.2100	2.0700	0.0000	0.0000	31.0500
	Ice cream wrappers	0.0744	0.1032	0.2184	0.0600	0.0648	0.1200	0.1320	0.0384	0.8112
	Packages & boxes	1.2000	5.2000	27.4400	13.8400	1.4400	4.0800	2.9600	2.0000	58.1600
	Paper bags	0.3491	1.4389	2.7614	1.1638	0.3068	0.6242	0.7089	0.6983	8.0514
	Total	68.2732	297.3394	917.9033	245.4114	72.3550	159.6164	105.2028	81.8031	1947.9045

National - Nov 2009 Packaging Items		Volume - Litres								
		Beach	Car Park	Highway	Industrial	Recreational Park	Residential	Retail	Shopping Centre	Total
PLASTIC	6 ring can holders	0.0120	0.0195	0.0420	0.0045	0.0135	0.0120	0.0060	0.0015	0.1110
	Bags - heavier glossy typically branded carry bags	0.3504	0.6132	3.7668	0.8760	0.3504	0.6132	0.0876	0.2628	6.9204
	Bags - supermarket type light weight carry bags	1.6291	2.6134	7.3310	2.6813	0.8485	1.6631	0.8824	0.7806	18.4294
	Bread bag tags	0.0018	0.0076	0.0101	0.0058	0.0156	0.0053	0.0051	0.0012	0.0524
	Containers, domestic type	33.2960	49.9440	582.6800	174.8040	0.0000	83.2400	58.2680	24.9720	1007.2040
	Containers, industrial e.g. oil	0.0000	44.9160	516.5340	0.0000	0.0000	44.9160	0.0000	0.0000	606.3660
	Drink pouches	0.0000	0.2588	3.1050	0.4313	0.2588	0.3450	0.0000	0.0000	4.3988
	Flav. milk, <1 litre	1.0654	8.5232	64.9894	22.3734	3.1962	6.3924	4.7943	2.6635	113.9978
	Flav. milk, 1 litre+	2.1367	2.1367	32.0504	14.9568	0.0000	2.1367	0.0000	0.0000	53.4173
	Flav.wtr/fruit j. dr, sprts dr etc.(non-carb) <1 litre	2.7806	5.5611	35.5910	11.6783	5.0050	7.7855	7.2294	5.0050	80.6360
	Flav. wtr/fruit j. dr, sprts dr etc.(non-carb) 1 litre+	4.9620	18.1940	62.8520	9.9240	8.2700	8.2700	6.6160	16.1302	135.2182
	Flav. water/soft drink (carbonated) <1 litre	9.9538	27.3728	210.2732	42.9256	16.1749	23.6402	23.0181	24.0500	377.4084
	Flav. water/soft drink (carbonated) 1 litre+	16.5400	6.6160	110.8180	18.1940	4.9620	11.5780	3.3080	2.1867	174.2027
	Fruit juice <1 litre	1.5981	6.3924	23.9715	6.9251	1.0654	4.7943	1.5981	1.0654	47.4103
	Fruit juice, 1 litre+	6.4101	19.2302	10.6835	6.4101	6.4101	0.0000	0.0000	0.0000	49.1439
	Lollipop sticks	0.0482	0.0599	0.0530	0.0164	0.0604	0.0498	0.0466	0.0310	0.3654
	Other plastic	0.2625	0.5288	1.9025	0.8375	0.2550	0.6988	0.3475	0.2353	5.0678
	Packing tape & straps	0.0113	0.0130	0.0832	0.0648	0.0057	0.0194	0.0086	0.0057	0.2117
	Plain water (carbonated or non-carb) <1 litre	7.8790	33.8797	116.6092	35.4555	11.0306	31.5160	27.5765	19.6975	283.6440
	Plain water (carbonated or non-carb) 1 litre+	3.0831	0.0000	78.6201	29.2898	13.8741	0.0000	1.5416	1.5816	127.9903
	Plastic bottle tops	1.1927	1.8492	3.3621	1.3528	1.3048	1.5129	1.2328	0.9369	12.7443
	Sacks - sheeting - other bags	0.0066	0.0054	0.0520	0.0454	0.0006	0.0057	0.0016	0.1882	0.3054
	Snack bags & confectionary wrappers	1.4172	2.7092	5.1130	1.8714	1.9027	2.4116	2.1533	0.8883	18.4667
	Spoons/ cutlery	0.4128	0.8928	0.8832	0.4128	0.6144	0.3936	0.5184	0.2716	4.3996
	Straws	0.7714	1.0148	1.7036	0.5156	0.9116	0.8910	0.6270	0.5321	6.9671
	Styrene foam boxes, sheets, etc	0.7500	0.5250	8.2125	4.6125	0.3375	1.7250	0.3750	0.8461	17.3836
	Take away & cups	13.4563	30.8460	91.2958	32.5021	16.9756	22.9792	15.1125	10.5580	233.7256
	White milk, all sizes	6.4101	23.5036	34.1870	12.8201	0.0000	6.4101	2.1367	6.4101	91.8777
Wine cask bladders	0.0000	0.4600	1.3800	0.0000	0.0000	0.0000	0.0000	0.0000	1.8400	
Total	116.4373	288.6860	2008.1551	431.9869	93.8434	264.0048	157.4910	119.3012	3479.9056	
GRAND TOTAL	275.4437	827.2879	3987.0056	965.0646	275.0790	593.3538	360.5332	266.5112	7550.2790	

National - MAY 2010 Packaging Items		Items								
		Beach	Car Park	Highway	Industrial	Recreational Park	Residential	Retail	Shopping Centre	Total
GLASS	Alcoholic sodas / spirit-based mixers, all sizes	1	13	76	14	2	8	1	2	117
	Beer, all colours of glass, <750ml	19	65	423	117	38	83	14	6	765
	Beer, all colours of glass, 750ml+	14	34	54	40	26	20	8	1	197
	Cider/fruit based etc.	0	4	8	1	0	0	0	0	13
	Flav.wtr/fruit j. dr/sprts dr, (non-carb), <1 litre	4	2	26	5	0	8	0	0	45
	Flav.wtr/fruit j. dr/sprts dr, (non-carb), 1 litre+	0	3	6	6	4	0	0	1	20
	Flav. water/soft drink (carbonated) <1 litre	10	19	20	20	4	15	1	2	91
	Flav. water/soft drink (carbonated) 1 litre+	0	3	6	2	3	3	0	0	17
	Fruit juice, < 1 litre	6	4	11	2	0	5	0	1	29
	Fruit juice, 1 litre+	0	2	1	1	0	1	1	0	6
	Other glass	117	441	604	340	83	189	122	28	1924
	Plain water (carbonated or non-carb.), <1 litre	2	3	7	8	11	12	1	0	44
	Plain water (carbonated or non-carb.), 1 litre+	0	1	4	0	0	1	0	0	6
	Wine & spirit, all sizes	2	5	12	4	0	2	2	0	27
	Wine cooler, all sizes	1	0	5	1	1	2	2	0	12
Total	176	599	1263	561	172	349	152	41	3313	
METAL	Aerosols - pressure packs	3	7	21	14	3	6	1	0	55
	Alcoholic sodas & spirit-based mixers	13	45	321	68	16	31	25	1	520
	Beer, aluminium, all types, all sizes	8	41	269	59	13	20	20	1	431
	Cider/fruit based etc.	0	1	1	2	0	0	1	0	5
	Flav. water/soft drink, (carbonated), all sizes	30	102	606	214	65	94	48	23	1182
	Flav. water/soft drink, (non-carb), all sizes	0	1	10	17	1	5	0	1	35
	Foil take away	14	31	102	18	21	25	21	23	255
	Food cans (including pet food)	3	13	41	29	3	16	4	2	111
	Industrial cans - all types	1	1	16	12	0	3	0	0	33
	Metal bottle tops and can pull rings	207	456	461	254	179	302	238	129	2226
Total	279	698	1848	687	301	502	358	180	4853	

National - MAY 2010 Packaging Items		Items								
		Beach	Car Park	Highway	Industrial	Recreational Park	Residential	Retail	Shopping Centre	Total
PAPER/PAPERBOARD	Cartons, flavoured milk < 1 litre	3	20	225	55	6	22	19	7	357
	Cartons, flavoured milk 1 litre+	1	1	11	2	0	5	3	0	23
	Cartons, fruit juice, < 1 litre	0	19	18	27	12	23	8	4	111
	Cartons, fruit juice, 1 litre+	0	2	1	1	2	0	2	0	8
	Cartons, milk, plain (white) all sizes	0	5	11	10	2	2	2	1	33
	Cigarette packets	19	141	494	219	44	158	56	45	1176
	Cups/take away containers	39	248	1024	269	66	189	67	87	1989
	Flav. water/fruit j. drink/sports drink, non-carb, <1 litre	0	1	13	4	2	6	1	1	28
	Flav. water / fruit j. drink/ sports drink, (non-carb), 1 litre+	0	0	8	1	0	1	0	0	10
	Ice cream wrappers	16	20	104	18	22	35	26	15	256
	Packages & boxes	13	61	450	175	13	62	46	17	837
	Paper bags	24	112	416	137	37	101	75	53	955
Total	115	630	2775	918	206	604	305	230	5783	

National - MAY 2010 Packaging Items		Items								
		Beach	Car Park	Highway	Industrial	Recreational Park	Residential	Retail	Shopping Centre	Total
PLASTIC	6 ring can holders	1	5	16	8	5	12	14	1	62
	Bags - heavier glossy typically branded carry bags	3	8	55	7	3	13	0	1	90
	Bags - supermarket type light weight carry bags	41	66	307	74	34	81	40	24	667
	Bread bag tags	44	28	21	17	69	39	13	7	238
	Containers, domestic type	1	3	44	26	0	14	1	1	90
	Containers, industrial e.g. oil	0	0	13	3	0	2	0	0	18
	Drink pouches	1	3	6	2	2	10	4	0	28
	Flav. milk, <1 litre	3	21	158	33	11	17	5	3	251
	Flav. milk, 1 litre+	2	0	11	3	4	1	1	0	22
	Flav.wtr/fruit j. dr, sprts dr etc.(non-carb) <1 litre	3	9	76	13	12	6	9	3	131
	Flav. wtr/fruit j. dr, sprts dr etc.(non-carb) 1 litre+	1	7	39	9	5	3	1	0	65
	Flav. water/soft drink (carbonated) <1 litre	16	46	308	75	9	45	35	10	544
	Flav. water/soft drink (carbonated) 1 litre+	8	12	50	16	2	12	3	2	105
	Fruit juice <1 litre	1	10	36	13	10	13	2	3	88
	Fruit juice, 1 litre+	0	4	9	0	5	2	0	2	22
	Lollipop sticks	53	153	75	41	174	87	94	61	738
	Other plastic	349	569	1947	1077	354	798	473	209	5776
	Packing tape & straps	40	53	297	256	31	79	23	11	790
	Plain water (carbonated or non-carb) <1 litre	14	34	142	53	17	37	26	10	333
	Plain water (carbonated or non-carb) 1 litre+	2	0	56	17	4	8	2	0	89
	Plastic bottle tops	105	190	419	156	149	194	140	72	1425
	Sacks - sheeting - other bags	9	23	158	119	7	15	6	1	338
	Snack bags & confectionary wrappers	156	461	904	348	346	652	455	147	3469
	Spoons/ cutlery	49	112	90	48	66	55	54	24	498
	Straws	140	276	529	170	194	265	159	126	1859
	Styrene foam boxes, sheets, etc	17	16	313	164	6	65	16	2	599
Take away & cups	44	156	514	166	97	143	95	66	1281	
White milk, all sizes	0	4	14	9	4	1	1	4	37	
Wine cask bladders	0	0	7	6	0	1	1	1	16	
Total	1103	2269	6614	2929	1620	2670	1673	791	19669	
GRAND TOTAL	1673	4196	12500	5095	2299	4125	2488	1242	33618	

National - MAY 2010 Packaging Items		Volume - Litres								
		Beach	Car Park	Highway	Industrial	Recreational Park	Residential	Retail	Shopping Centre	Total
GLASS	Alcoholic sodas / spirit-based mixers, all sizes	0.3743	4.8659	28.4468	5.2402	0.7486	2.9944	0.3743	0.7486	43.7931
	Beer, all colours of glass, <750ml	9.1105	31.1675	202.8285	56.1015	18.2210	39.7985	6.7130	2.8770	366.8175
	Beer, all colours of glass, 750ml+	11.3442	27.5502	43.7562	32.4120	21.0678	16.2060	6.4824	0.8103	159.6291
	Cider/fruit based etc.	0.0000	1.8172	3.6344	0.4543	0.0000	0.0000	0.0000	0.0000	5.9059
	Flav.wtr/fruit j. dr/sprts dr, (non-carb), <1 litre	3.2412	1.6206	21.0678	4.0515	0.0000	6.4824	0.0000	0.0000	36.4635
	Flav.wtr/fruit j. dr/sprts dr, (non-carb), 1 litre+	0.0000	4.9620	9.9240	9.9240	6.6160	0.0000	0.0000	1.6540	33.0800
	Flav. water/soft drink (carbonated) <1 litre	3.0110	5.7209	6.0220	6.0220	1.2044	4.5165	0.3011	0.6022	27.4001
	Flav. water/soft drink (carbonated) 1 litre+	0.0000	4.9620	9.9240	3.3080	4.9620	4.9620	0.0000	0.0000	28.1180
	Fruit juice, < 1 litre	1.7016	1.1344	3.1196	0.5672	0.0000	1.4180	0.0000	0.2836	8.2244
	Fruit juice, 1 litre+	0.0000	3.1400	1.5700	1.5700	0.0000	1.5700	1.5700	0.0000	9.4200
	Other glass	2.2979	8.6612	11.8626	6.6776	1.6301	3.7120	2.3961	0.5499	37.7874
	Plain water (carbonated or non-carb.), <1 litre	0.8296	1.2444	2.9036	3.3184	4.5628	4.9776	0.4148	0.0000	18.2512
	Plain water (carbonated or non-carb.), 1 litre+	0.0000	1.0593	4.2370	0.0000	0.0000	1.0593	0.0000	0.0000	6.3555
	Wine & spirit, all sizes	1.7828	4.4570	10.6968	3.5656	0.0000	1.7828	1.7828	0.0000	24.0678
	Wine cooler, all sizes	0.3743	0.0000	1.8715	0.3743	0.3743	0.7486	0.7486	0.0000	4.4916
Total	34.0674	102.3626	361.8648	133.5866	59.3870	90.2280	20.7831	7.5256	809.8051	
METAL	Aerosols - pressure packs	2.0527	4.7897	14.3690	9.5794	2.0527	4.1054	0.6842	0.0000	37.6332
	Alcoholic sodas & spirit-based mixers	7.3047	25.2855	180.3699	38.2092	8.9904	17.4189	14.0475	0.5619	292.1880
	Beer, aluminium, all types, all sizes	3.4512	17.6874	116.0466	25.4526	5.6082	8.6280	8.6280	0.4314	185.9334
	Cider/fruit based etc.	0.0000	0.4314	0.4314	0.8628	0.0000	0.0000	0.4314	0.0000	2.1570
	Flav. water/soft drink, (carbonated), all sizes	12.9420	44.0028	261.4284	92.3196	28.0410	40.5516	20.7072	9.9222	509.9148
	Flav. water/soft drink, (non-carb), all sizes	0.0000	0.3816	3.8160	6.4872	0.3816	1.9080	0.0000	0.3816	13.3560
	Foil take away	6.4733	14.3338	47.1628	8.3228	9.7100	11.5595	9.7100	10.6347	117.9069
	Food cans (including pet food)	1.3914	6.0294	19.0158	13.4502	1.3914	7.4208	1.8552	0.9276	51.4818
	Industrial cans - all types	4.5700	4.5700	73.1206	54.8405	0.0000	13.7101	0.0000	0.0000	150.8113
	Metal bottle tops and can pull rings	0.8280	1.8240	1.8440	1.0160	0.7160	1.2080	0.9520	0.5160	8.9040
	Total	39.0134	119.3356	717.6045	250.5403	56.8913	106.5104	57.0155	23.3754	1370.2864

National - MAY 2010 Packaging Items		Volume - Litres								
		Beach	Car Park	Highway	Industrial	Recreational Park	Residential	Retail	Shopping Centre	Total
PAPER/PAPERBOARD	Cartons, flavoured milk < 1 litre	2.2491	14.9940	168.6825	41.2335	4.4982	16.4934	14.2443	5.2479	267.6429
	Cartons, flavoured milk 1 litre+	1.0127	1.0127	11.1393	2.0253	0.0000	5.0633	3.0380	0.0000	23.2912
	Cartons, fruit juice, < 1 litre	0.0000	11.8703	11.2455	16.8683	7.4970	14.3693	4.9980	2.4990	69.3473
	Cartons, fruit juice, 1 litre+	0.0000	4.1400	2.0700	2.0700	4.1400	0.0000	4.1400	0.0000	16.5600
	Cartons, milk, plain (white) all sizes	0.0000	5.0633	11.1393	10.1266	2.0253	2.0253	2.0253	1.0127	33.4178
	Cigarette packets	4.1395	30.7197	107.6278	47.7135	9.5863	34.4235	12.2007	9.8042	256.2151
	Cups/take away containers	28.4291	180.7796	746.4448	196.0876	48.1107	137.7716	48.8397	63.4187	1449.8816
	Flav. water/fruit j. drink/sports drink, non-carb, <1 litre	0.0000	0.2621	3.4073	1.0484	0.5242	1.5726	0.2621	0.2621	7.3388
	Flav. water / fruit j. drink/ sports drink, (non-carb), 1 litre+	0.0000	0.0000	16.5600	2.0700	0.0000	2.0700	0.0000	0.0000	20.7000
	Ice cream wrappers	0.0384	0.0480	0.2496	0.0432	0.0528	0.0840	0.0624	0.0360	0.6144
	Packages & boxes	1.0400	4.8800	36.0000	14.0000	1.0400	4.9600	3.6800	1.3600	66.9600
	Paper bags	0.2539	1.1850	4.4013	1.4495	0.3915	1.0686	0.7935	0.5607	10.1039
	Total	37.1627	254.9545	1118.9673	334.7358	77.8660	219.9015	94.2640	84.2012	2222.0729

National - MAY 2010 Packaging Items		Volume - Litres								
		Beach	Car Park	Highway	Industrial	Recreational Park	Residential	Retail	Shopping Centre	Total
PLASTIC	6 ring can holders	0.0015	0.0075	0.0240	0.0120	0.0075	0.0180	0.0210	0.0015	0.0930
	Bags - heavier glossy typically branded carry bags	0.2628	0.7008	4.8180	0.6132	0.2628	1.1388	0.0000	0.0876	7.8840
	Bags - supermarket type light weight carry bags	1.3915	2.2400	10.4196	2.5116	1.1540	2.7491	1.3576	0.8146	22.6380
	Bread bag tags	0.0101	0.0064	0.0048	0.0039	0.0159	0.0090	0.0030	0.0016	0.0547
	Containers, domestic type	8.3240	24.9720	366.2560	216.4240	0.0000	116.5360	8.3240	8.3240	749.1600
	Containers, industrial e.g. oil	0.0000	0.0000	291.9540	67.3740	0.0000	44.9160	0.0000	0.0000	404.2440
	Drink pouches	0.0863	0.2588	0.5175	0.1725	0.1725	0.8625	0.3450	0.0000	2.4150
	Flav. milk, <1 litre	1.5981	11.1867	84.1666	17.5791	5.8597	9.0559	2.6635	1.5981	133.7077
	Flav. milk, 1 litre+	4.2734	0.0000	23.5036	6.4101	8.5468	2.1367	2.1367	0.0000	47.0072
	Flav.wtr/fruit j. dr, spts dr etc.(non-carb) <1 litre	1.6683	5.0050	42.2644	7.2294	6.6733	3.3367	5.0050	1.6683	72.8504
	Flav. wtr/fruit j. dr, spts dr etc.(non-carb) 1 litre+	1.6540	11.5780	64.5060	14.8860	8.2700	4.9620	1.6540	0.0000	107.5100
	Flav. water/soft drink (carbonated) <1 litre	9.9538	28.6171	191.6099	46.6583	5.5990	27.9950	21.7739	6.2211	338.4278
	Flav. water/soft drink (carbonated) 1 litre+	13.2320	19.8480	82.7000	26.4640	3.3080	19.8480	4.9620	3.3080	173.6700
	Fruit juice <1 litre	0.5327	5.3270	19.1772	6.9251	5.3270	6.9251	1.0654	1.5981	46.8776
	Fruit juice, 1 litre+	0.0000	8.5468	19.2302	0.0000	10.6835	4.2734	0.0000	4.2734	47.0072
	Lollipop sticks	0.0281	0.0811	0.0398	0.0217	0.0922	0.0461	0.0498	0.0323	0.3911
	Other plastic	0.4363	0.7113	2.4338	1.3463	0.4425	0.9975	0.5913	0.2613	7.2200
	Packing tape & straps	0.0108	0.0143	0.0802	0.0691	0.0084	0.0213	0.0062	0.0030	0.2133
	Plain water (carbonated or non-carb) <1 litre	11.0306	26.7886	111.8818	41.7587	13.3943	29.1523	20.4854	7.8790	262.3707
	Plain water (carbonated or non-carb) 1 litre+	3.0831	0.0000	86.3279	26.2067	6.1663	12.3326	3.0831	0.0000	137.1997
	Plastic bottle tops	0.8405	1.5210	3.3541	1.2488	1.1927	1.5530	1.1207	0.5764	11.4071
	Sacks - sheeting - other bags	0.0028	0.0072	0.0498	0.0375	0.0022	0.0047	0.0019	0.0003	0.1065
	Snack bags & confectionary wrappers	1.2215	3.6096	7.0783	2.7248	2.7092	5.1052	3.5627	1.1510	27.1623
	Spoons/ cutlery	0.4704	1.0752	0.8640	0.4608	0.6336	0.5280	0.5184	0.2304	4.7808
	Straws	0.5775	1.1385	2.1821	0.7013	0.8003	1.0931	0.6559	0.5198	7.6684
	Styrene foam boxes, sheets, etc	0.6375	0.6000	11.7375	6.1500	0.2250	2.4375	0.6000	0.0750	22.4625
	Take away & cups	9.1089	32.2951	106.4083	34.3653	20.0809	29.6039	19.6669	13.6633	265.1926
	White milk, all sizes	0.0000	8.5468	29.9137	19.2302	8.5468	2.1367	2.1367	8.5468	79.0575
Wine cask bladders	0.0000	0.0000	3.2200	2.7600	0.0000	0.4600	0.4600	0.4600	7.3600	
Total	70.4365	194.6827	1566.7229	550.3443	110.1742	330.2339	102.2499	61.2947	2986.1392	
GRAND TOTAL	180.6799	671.3354	3765.1595	1269.2070	304.3185	746.8738	274.3325	176.3970	7388.3036	